

**GOLDEN GATE BRIDGE, HIGHWAY AND TRANSPORTATION DISTRICT**

**RESOLUTION NO. 2013-049**

**AUTHORIZE FILING AN APPLICATION WITH  
THE METROPOLITAN TRANSPORTATION COMMISSION  
FOR FY 13/14 TRANSPORTATION DEVELOPMENT ACT,  
STATE TRANSIT ASSISTANCE AND REGIONAL MEASURE 2 OPERATING  
FUNDS TO SUPPORT BUS, FERRY AND PARATRANSIT SERVICES**

May 24, 2013

**WHEREAS**, the Board of Directors (Board) of the Golden Gate Bridge, Highway and Transportation District (District) operates Golden Gate Transit (GGT) bus service; and,

**WHEREAS**, the Transportation Development Act (TDA), Public Utilities Code § 99200 *et seq.*, provides for the disbursement of funds from the Local Transportation Fund (LTF) of the Counties of Marin and Sonoma for use by eligible claimants for the purpose of operating assistance; and,

**WHEREAS**, pursuant to the provisions of the TDA, and pursuant to the applicable rules and regulations thereunder in 21 Cal. Code of Regs. § 6600 *et seq.*, a prospective claimant wishing to receive an allocation from LTF shall file its claim with the Metropolitan Transportation Commission (MTC); and,

**WHEREAS**, the State Transit Assistance (STA) fund is created pursuant to Public Utilities Code § 99310 *et seq.*; and,

**WHEREAS**, the STA program makes funds available pursuant to Public Utilities Code § 99313.6 for allocation to eligible claimants to support approved transit projects; and,

**WHEREAS**, the TDA funds from the LTF of Marin and Sonoma Counties and STA funds will be required by claimant in FY 13/14 for operating assistance; and,

**WHEREAS**, the District is an eligible claimant for TDA and STA funds pursuant to Public Utilities Code §§ 99260, 99260.2 and 99275 as attested by the District's Attorney; and,

**WHEREAS**, SB 916 (Chapter 715, Statutes 2004), commonly referred to as Regional Measure 2 (RM2), identified projects eligible to receive funding under the Regional Traffic Relief Plan; and,

**RESOLUTION NO. 2013-049**  
**BOARD OF DIRECTORS MEETING OF MAY 24, 2013**  
**PAGE 2**

**WHEREAS**, the MTC is responsible for funding projects eligible for RM2 funds, pursuant to Streets and Highways Code § 30914(c) and (d); and,

**WHEREAS**, the MTC has established a process whereby eligible transportation project sponsors may submit allocation requests for RM2 funding; and,

**WHEREAS**, allocation requests to the MTC must be submitted consistent with procedures and conditions as outlined in RM2 Policy and Procedures; and,

**WHEREAS**, the District is an eligible sponsor of transportation project(s) in RM2, Regional Traffic Relief Plan funds; and,

**WHEREAS**, GGT Bus Route 40/42 Bus Service is eligible for consideration in the Regional Traffic Relief Plan of RM2, as identified in California Streets and Highways Code § 30914(d); and,

**WHEREAS**, GGT Bus Route 72x Express Bus Service and Route 101 Limited Express Bus Service are eligible for consideration in the Regional Traffic Relief Plan of RM2, as identified in California Streets and Highways Code § 30914(d) under the Regional Express Bus North project; and,

**WHEREAS**, RM2 allocation requests, attached hereto in the Operating Assistance Proposals and incorporated herein as though set forth at length demonstrates a fully funded operating plan that is consistent with the adopted performance measures, as applicable, for which the District is requesting that the MTC allocation of RM2 funds; and,

**WHEREAS**, Part 2 of the project application, attached hereto and incorporated herein as though set forth at length, includes the certification by the District of assurances required for the allocation of funds by the MTC; and,

**WHEREAS**, the Finance-Auditing Committee, at its meeting of May 24, 2013, has so recommended; now therefore, be it

**RESOLVED** that Board of Directors (Board) of the Golden Gate Bridge, Highway and Transportation District (District) and its agents shall comply with the provisions of the Metropolitan Transportation Commission's (MTC) Regional Measure 2 (RM2) Policy Guidance (MTC Resolution No. 3636); and, be it further

**RESOLVED** that the District certifies that the RM2 projects are consistent with the Regional Transportation Plan (RTP); and, be it further

**RESOLVED** that the District approves the updated Operating Assistance Proposals, attached to this Resolution; and, be it further

**RESOLUTION NO. 2013-049**  
**BOARD OF DIRECTORS MEETING OF MAY 24, 2013**  
**PAGE 3**

**RESOLVED** that the District approves the certifications and assurances attached to this Resolution; and, be it further

**RESOLVED** that the District is an eligible sponsor of projects in the RM2 Regional Traffic Relief Plan in accordance with the California Streets and Highways Code § 30914(d); and, be it further

**RESOLVED** that the District is authorized to submit applications for RM2 funds for Golden Gate Transit (GGT) Bus Routes 40/42, 72x and 101, in accordance with the California Streets and Highways Code § 30914(d) and the MTC Resolution 3807; and, be it further

**RESOLVED** that the District certifies that the projects and purposes for which RM2 funds are being requested are in compliance with the requirements of the California Environmental Quality Act, the Public Resources Code § 21000 *et seq.*, and with the State Environmental Impact Report Guidelines, 14 Cal. Code of Regs. § 15000 *et seq.*, and, if relevant the National Environmental Policy Act, 42 USC § 4-1 *et seq.*, and the applicable regulations thereunder; and, be it further

**RESOLVED** that there is no legal impediment to the District making allocation requests for RM2 funds; and, be it further

**RESOLVED** that there is no pending or threatened litigation which might in any way adversely affect the proposed project, or the ability of the District to deliver such project; and, be it further

**RESOLVED** that the District indemnified and holds harmless the MTC, its Commissioners, representatives, agents, and employees from and against all claims, injury, suits, demands, liability, losses, damages, and expenses, whether direct or indirect (including any and all costs and expenses in connection therewith), incurred by reason of any act or failure to act of the District, its officers, employees or agents, or subcontractors or any of them in connection with its performance of services under this allocation of RM2 funds, in addition to any other remedy authorized by law, so much of the funding due under this allocation of RM2 funds as shall reasonably be considered necessary by the MTC may be retained until disposition has been made of any claim for damages; and, be it further

**RESOLVED** that the District shall, if any revenues or profits from any non-governmental use of property (or project) that those revenues or profits shall be used exclusively for the public transportation services for which the project was initially approved, either for capital improvements or maintenance and operational costs, otherwise the MTC is entitled to a proportionate share equal to the MTC's percentage participation in the project(s); and, be it further

**RESOLVED** that the Board authorizes the General Manager to file an application with the MTC for FY 13/14 TDA, STA and RM2 funds to support bus, ferry and paratransit services; and, be it further

**RESOLUTION NO. 2013-049**  
**BOARD OF DIRECTORS MEETING OF MAY 24, 2013**  
**PAGE 4**


**RESOLVED**, that a copy of this resolution shall be transmitted to the MTC in conjunction with the filing of the District's applications referenced herein.

**ADOPTED** this 24<sup>th</sup> day of May 2013, by the following vote of the Board of Directors:

**AYES (16):** Directors Arnold, Belforte, Breed, Cochran, Fredericks, Grosboll, Moylan, Pahre, Rabbitt, Reilly, Sears, Snyder, Wiener and Yee; Second Vice President Stroeh; First Vice President Grosboll; President Eddie

**NOES (0):** None

**ABSENT (3):** Directors Campos, Sobel and Theriault



**James C. Eddie**  
**President, Board of Directors**

**ATTEST:**   
**Janet S. Tarantino**  
**Secretary of the District**

Attachment

**MTC Claim Application - Article 4 Transit Checklist**  
**Claim Application Checklist - Article 4 Funded Services**  
**FY 2013-14**

**Submittal Date: 06/01/2013**

**Operator: Golden Gate Transit**

Enter an "X" in the cells highlighted yellow to indicate that each required document is being submitted with the claim application.

<b>Document</b>	<b>Document Description</b>	<b>Submitted</b>
Document A(a)	Claimant Information	6/1/2013
Document A(b)	Claim Summary	6/1/2013
Document A(c)	Revenue Detail (Do Not Submit)	N/A
Document B	Authorizing Resolution	6/1/2013
Document C	Opinion of Counsel	6/1/2013
Document D	Environmental Documentation	6/1/2013
Document E(a)	Description of Claimant and Transit System	6/1/2013
Document F(a)	Operating Expenses and Revenues	6/1/2013
Document F(b)	Operating Data	6/1/2013
Document F(c)	Capital Allocation Requests	N/A
Document G(a)	Productivity Improvement Program Project Report	6/1/2013
Document G (b)	Productivity Improvement Program Development	N/A
Document H(a)	Maximum Allocation Worksheet - Article 4	N/A
	<b>OR</b>	
Document H(c)	Maximum Allocation Worksheet - 50% Expenditure Limitation	6/1/2013
Document I(a)	TDA Eligibility Statement - Article 4	N/A
	<b>OR</b>	
Document I(c)	TDA Eligibility Statement - 50% Expenditure Limitation	6/1/2013
Document I(d)	STA Eligibility Calculation	
Document J(a)	Standard Certifications - Article 4	6/1/2013
Contract(s)	Copy(ies) of Current Service Contract(s)	

**MTC Claim Application - Document A(a)**

**Claimant Information**

**FY 2013-14**

**Submittal Date: 06/01/2013**

Enter requested information in yellow cells

Enter requested information using dropdown menu

Information appears automatically in cells highlighted

**Claimant Information**

- 1 Claimant Name
- 2 Street Address
- 3 City
- 4 ZIP Code
- 5 County

Golden Gate Transit
P.O. Box 9000, Presidio Station
San Francisco
94129
Marin/Sonoma

**Claimant Personnel Information**

- 6 Authorized Signature Name
- 7 Authorized Signature Title
- 8 CFO Name
- 9 CFO Title
- 10 Contact Person Name
- 11 Contact Person Title
- 12 Contact Person's Telephone
- 13 Contact Person's FAX
- 14 Contact E-Mail Address

Denis J. Mulligan
General Manager
Joseph M. Wire
Auditor-Controller
Juan Cerda
Budget & Program Analyst
415-923-2305
415-923-2282
<a href="mailto:jcerda@goldengate.org">jcerda@goldengate.org</a>

**Application Submittal Date**

15 Fiscal Year

2013-14

16 Claim Submittal Date

06/01/2013

**Public Transportation Modes Operated**

	Mode Type	Service Name
17	Motorbus	Regular Service
18	Ferryboat	Regular Service
19	Demand Response	Regular Service
20	Motorbus	Club-Bus
21	Demand Response	Pass-Through Funds
22		
23		
24		
25		
26		



MTC Claim Application - Document F(a)  
 Operating Expenses and Revenues  
 FY 2013-14

Submittal Date: 06/01/2013

Operator: Golden Gate Transit

Calculations and mode name  
 automatically in the cells high

**IF YOU ARE AN FTA GRANTEE, PAST  
 ACTUAL MUST BE CONSISTENT  
 WITH YOUR NTD REPORT!**

Systemwide	
Past Actual FY 2011-12	Current Adjusted FY 2012-13

**OPERATING EXPENSES – FUNCTIONAL CLASS**

1. Vehicle Operations (010)	\$ 63,093,056	\$ 70,799,100
2. Vehicle Maintenance (041)	\$ 13,862,241	\$ 15,492,500
3. Non-Vehicle Maintenance (042)	\$ 1,667,215	\$ 1,861,400
4. General Administration (160)	\$ 21,831,017	\$ 24,529,200
5. Adjustment (provide explanation on Form X)	\$ -	\$ -
6. <b>TOTAL, LINE 6 MUST EQUAL LINE 22!</b>	<b>\$ 100,453,529</b>	<b>\$ 112,687,283</b>
7. Memo Item (514, 515, 516) OPEB	\$ 7,837,751	\$ -

**OPERATING EXPENSES – OBJECT CLASS**

8. Labor, Operators (501.01)	\$ 20,370,563	\$ 24,966,800
9. Labor, Others (501.02)	\$ 15,976,713	\$ 18,017,900
10. Fringe Benefits (502)	\$ 34,041,703	\$ 35,266,500
11. Services (503)	\$ 6,608,261	\$ 6,880,100
12. Fuel and Lubricants (504.01)	\$ 11,532,798	\$ 12,003,500
13. Tires and Tubes (504.02)	\$ 1,935,191	\$ 2,528,800
14. Other Materials and Supplies (504.99)	\$ 2,934,263	\$ 587,000
15. Utilities, Propulsion Power (505.01)	\$ 397,040	\$ -
16. Utilities, Other (505.02)	\$ 713,066	\$ 735,400
17. Casualty and Liability (506)	\$ 2,153,200	\$ 2,222,900
18. Purchased Transportation (508)	\$ 5,248,940	\$ 6,307,143
19. Interest Expense (511)	\$ -	\$ -
20. Leases and Rentals (512)	\$ -	\$ 2,007,000
21. Other (507, 509, 510)	\$ 476,982	\$ 1,163,900
22. Adjustment (provide explanation on Form X)	\$ -	\$ -
23. <b>TOTAL, LINE 22 MUST EQUAL LINE 6!</b>	<b>\$ 100,453,529</b>	<b>\$ 112,686,943</b>
24. Depreciation (513)	\$ 16,339,000	\$ 3,000,400



Operator: Golden Gate Transit IF YOU ARE AN FTA GRANTEE, PAST ACTUAL MUST BE CONSISTENT WITH YOUR NTD REPORT!	Systemwide	
	Past Actual FY 2011-12	Current Adjusted FY 2012-13
25. Memo Item (514, 515, 516) 512	\$ 1,758,739	\$ -
<b>REVENUE – OPERATING</b>		
26. Fares (401, 402)	\$ 29,618,244	\$ 28,512,028
27. Charter Service (405)	\$ -	\$ -
28. Advertising Revenue	\$ 1,161,447	\$ 559,100
29. Consession Revenue	\$ 123,047	\$ 123,000
30.	\$ -	\$ -
<b>REVENUE – NON-OPERATING</b>		
<b>Federal, even if administered by Caltrans or MTC (413):</b>		
31. FTA Section 5307	\$ 21,003,961	\$ -
32. FTA Section 5309	\$ 2,791,578	\$ -
33. FTA ARRA 5307	\$ 1,313,686	\$ -
34. NMTFPP/Homeland Security	\$ 916,039	\$ -
<b>State (411, 412):</b>		
35. IBOND	\$ 70	\$ -
36. State Transportation Program	\$ 1,276,917	\$ -
<b>Regional, not allocated by MTC:</b>		
37. AB 434 (411)	\$ -	\$ -
38. type identity of other regn'l source of rev. here	\$ -	\$ -
39. type identity of other regn'l source of rev. here	\$ -	\$ -
<b>Local (409, 410):</b>		
40. General Fund	\$ 7,713,200	\$ 14,504,900
41. General Fund ( Marin Transit Local Service)	\$ 10,676	\$ 10,000
42. General Fund Muir Woods shuttle	\$ 145,657	\$ 150,000
<b>Other Non-Operating, not allocated by MTC:</b>		
43. Golden Gate Bridget Tolls	\$ 10,905,649	\$ 42,175,120
44. Vehicle & Prop. Rent/Parking Rev (47)	\$ 811,510	\$ 752,900
45. Non Transit rev (47999)	\$ 265,762	\$ 50,200
<b>MTC-ALLOCATED REVENUE</b>		
46. 5% Unrestricted Funds	\$ -	\$ -
47. type identity of other MTC-allocated rev. here	\$ -	\$ -

**Operator: Golden Gate Transit**

**IF YOU ARE AN FTA GRANTEE, PAST  
ACTUAL MUST BE CONSISTENT  
WITH YOUR NTD REPORT!**

	Systemwide	
	Past Actual FY 2011-12	Current Adjusted FY 2012-13
48. type identity of other MTC-allocated rev. here	\$ -	\$ -
49. Feeder Bus Funds	\$ -	\$ -
50. AB 1107	\$ -	\$ -
51. Regional Measure 2 (RM2)	\$ 2,542,500	\$ 2,420,100
<b>Transportation Development Act (TDA)</b>		
52. TDA 4 - Transit Operating - Marin County (GGT)	\$ 9,488,149	\$ 11,438,995
53. TDA 4 - Transit Operating - Sonoma County (GGT)	\$ 4,202,601	\$ 4,433,520
54.	\$ -	\$ -
55.	\$ -	\$ -
56.	\$ -	\$ -
57.	\$ -	\$ -
58.	\$ -	\$ -
59.	\$ -	\$ -
60.	\$ -	\$ -
61.	\$ -	\$ -
62.	\$ -	\$ -
63.	\$ -	\$ -
64.	\$ -	\$ -
65.	\$ -	\$ -
66.	\$ -	\$ -
67.	\$ -	\$ -
68.	\$ -	\$ -
69.	\$ -	\$ -
70.	\$ -	\$ -
71.	\$ -	\$ -
<b>State Transit Assistance (STA)</b>		
72. Pop MTC Regn'l Coord. - Marin County (GGT)	\$ 1,160,032	\$ 1,257,897
73. Revenue Based - Marin County (GGT)	\$ 4,120,163	\$ 4,827,433
74. Pop Northern County - Marin County (GGT)	\$ 750,877	\$ 1,216,605
75. Pop Regn'l Paratransit - Marin County (GGT)	\$ 83,881	\$ 172,064
76. Regional Discretionary-Translink	\$ 10,000	\$ 10,000
77. Pop Regn'l Paratransit - Sonoma County (GGT)	\$ 34,778	\$ 73,081
78. Pop Lifeline - Marin County (GGT)	\$ 3,105	\$ -
79.	\$ -	\$ -
80.	\$ -	\$ -
81.	\$ -	\$ -
82.	\$ -	\$ -
83.	\$ -	\$ -
84. <b>TOTAL REVENUE</b>	<b>\$ 100,453,529</b>	<b>\$ 112,686,943</b>
85. <b>Surplus/(Deficit)</b>	<b>\$ -</b>	<b>\$ -</b>
86. (provide explanation on Form X) <b>Memo Item</b>	<b>\$ -</b>	<b>\$ -</b>

**MTC Claim Application - Document F(a)**

**Operating Expenses and Revenues**

**FY 2013-14**

**Submittal Date: 06/01/2013**

s appear  
highlighted blue

**Operator: Golden Gate Transit**

**IF YOU ARE AN FTA GRANTEE, PAST  
ACTUAL MUST BE CONSISTENT  
WITH YOUR NTD REPORT!**

<b>Budgeted FY 2013-14</b>
--------------------------------

**OPERATING EXPENSES – FUNCTIONAL CLASS**

1. Vehicle Operations (010)	\$ 73,024,300
2. Vehicle Maintenance (041)	\$ 15,957,900
3. Non-Vehicle Maintenance (042)	\$ 1,947,900
4. General Administration (160)	\$ 25,492,200
5. Adjustment (provide explanation on Form X)	\$ -
<b>6. TOTAL, LINE 6 MUST EQUAL LINE 22!</b>	<b>\$ 116,422,300</b>
7. Memo Item (514, 515, 516) OPEB	\$ -

**OPERATING EXPENSES – OBJECT CLASS**

8. Labor, Operators (501.01)	\$ 25,223,700
9. Labor, Others (501.02)	\$ 19,511,200
10. Fringe Benefits (502)	\$ 36,244,000
11. Services (503)	\$ 6,615,100
12. Fuel and Lubricants (504.01)	\$ 12,111,100
13. Tires and Tubes (504.02)	\$ 2,490,800
14. Other Materials and Supplies (504.99)	\$ 680,200
15. Utilities, Propulsion Power (505.01)	\$ -
16. Utilities, Other (505.02)	\$ 770,800
17. Casualty and Liability (506)	\$ 2,015,100
18. Purchased Transportation (508)	\$ 6,131,932
19. Interest Expense (511)	\$ -
20. Leases and Rentals (512)	\$ 1,426,200
21. Other (507, 509, 510)	\$ 3,202,100
22. Adjustment (provide explanation on Form X)	\$ -
<b>23. TOTAL, LINE 22 MUST EQUAL LINE 6!</b>	<b>\$ 116,422,232</b>
24. Depreciation (513)	\$ 3,023,700

<b>Operator: Golden Gate Transit</b>	
<b>IF YOU ARE AN FTA GRANTEE, PAST ACTUAL MUST BE CONSISTENT WITH YOUR NTD REPORT!</b>	
	<b>Budgeted FY 2013-14</b>
25. Memo Item (514, 515, 516) 512	\$ -
<b>REVENUE – OPERATING</b>	
26. Fares (401, 402)	\$ 29,870,800
27. Charter Service (405)	\$ -
28. Advertising Revenue	\$ 679,900
29. Consession Revenue	\$ 123,000
30.	\$ -
<b>REVENUE – NON-OPERATING</b>	
<b>Federal, even if administered by Caltrans or MTC (</b>	
31. FTA Section 5307	\$ -
32. FTA Section 5309	\$ -
33. FTA ARRA 5307	\$ -
34. NMTTPP/Homeland Security	\$ -
<b>State (411, 412):</b>	
35. IBOND	\$ -
36. State Transportation Program	\$ -
<b>Regional, not allocated by MTC:</b>	
37. AB 434 (411)	\$ -
38. type identity of other regn'l source of rev. here	\$ -
39. type identity of other regn'l source of rev. here	\$ -
<b>Local (409, 410):</b>	
40. General Fund	\$ 14,840,000
41. General Fund ( Marin Transit Local Service)	\$ 100,000
42. General Fund Muir Woods shuttle	\$ 150,000
<b>Other Non-Operating, not allocated by MTC:</b>	
43. Golden Gate Bridget Tolls	\$ 44,408,237
44. Vehicle & Prop. Rent/Parking Rev (47)	\$ 333,000
45. Non Transit rev (47999)	\$ 15,000
<b>MTC-ALLOCATED REVENUE</b>	
46. 5% Unrestricted Funds	\$ -
47. type identity of other MTC-allocated rev. here	\$ -

**Operator: Golden Gate Transit**

**IF YOU ARE AN FTA GRANTEE, PAST  
ACTUAL MUST BE CONSISTENT  
WITH YOUR NTD REPORT!**

	<b>Budgeted FY 2013-14</b>
48. type identity of other MTC-allocated rev. here	\$ -
49. Feeder Bus Funds	\$ -
50. AB 1107	\$ -
51. Regional Measure 2 (RM2)	\$ 2,492,500
<b>Transportation Development Act (TDA)</b>	
52. TDA 4 - Transit Operating - Marin County (GGT)	\$ 11,854,709
53. TDA 4 - Transit Operating - Sonoma County (GGT)	\$ 4,608,795
54.	\$ -
55.	\$ -
56.	\$ -
57.	\$ -
58.	\$ -
59.	\$ -
60.	\$ -
61.	\$ -
62.	\$ -
63.	\$ -
64.	\$ -
65.	\$ -
66.	\$ -
67.	\$ -
68.	\$ -
69.	\$ -
70.	\$ -
71.	\$ -
<b>State Transit Assistance (STA)</b>	
72. Pop MTC Regn'l Coord. - Marin County (GGT)	\$ 1,170,985
73. Revenue Based - Marin County (GGT)	\$ 4,489,733
74. Pop Northern County - Marin County (GGT)	\$ 1,133,930
75. Pop Regn'l Paratransit - Marin County (GGT)	\$ 80,194
76. Regional Discretionary-Translink	\$ 20,000
77. Pop Regn'l Paratransit - Sonoma County (GGT)	\$ 51,449
78. Pop Lifeline - Marin County (GGT)	\$ -
79.	\$ -
80.	\$ -
81.	\$ -
82.	\$ -
83.	\$ -
84. <b>TOTAL REVENUE</b>	<b>\$ 116,422,232</b>
85. <b>Surplus/(Deficit)</b>	<b>\$ -</b>
86. (provide explanation on Form X) <b>Memo Item</b>	<b>\$ -</b>

MTC Claim Application - Document F(a)  
 Operating Expenses and Revenues  
 FY 2013-14

Submittal Date: 06/01/2013

Operator: Golden Gate Transit

**IF YOU ARE AN FTA GRANTEE, PAST  
 ACTUAL MUST BE CONSISTENT  
 WITH YOUR NTD REPORT!**

Enter amounts to the nearest  
 dollar in the cells highlighted yellow

**Motorbus - Regular Service**

Past Actual FY 2011-12	Current Adjusted FY 2012-13	Budgeted FY 2013-14
------------------------------	-----------------------------------	------------------------

**OPERATING EXPENSES – FUNCTIONAL CLASS**

1. Vehicle Operations (010)	\$ 44,627,709	\$ 50,479,300	\$ 50,892,100
2. Vehicle Maintenance (041)	\$ 10,502,962	\$ 11,880,100	\$ 11,977,200
3. Non-Vehicle Maintenance (042)	\$ 993,578	\$ 1,123,900	\$ 1,133,100
4. General Administration (160)	\$ 13,705,499	\$ 15,502,600	\$ 15,629,400
5. Adjustment (provide explanation on Form X)			
6. <b>TOTAL, LINE 6 MUST EQUAL LINE 22!</b>	<b>\$ 69,829,748</b>	<b>\$ 78,985,900</b>	<b>\$ 79,631,800</b>
7. Memo Item (514, 515, 516) OPEB	\$ 6,563,645		

**OPERATING EXPENSES – OBJECT CLASS**

8. Labor, Operators (501.01)	\$ 17,151,547	\$ 21,323,500	\$ 21,343,400
9. Labor, Others (501.02)	\$ 11,537,821	\$ 13,217,600	\$ 14,266,600
10. Fringe Benefits (502)	\$ 27,534,853	\$ 28,753,700	\$ 29,130,500
11. Services (503)	\$ 3,587,049	\$ 3,844,300	\$ 3,641,400
12. Fuel and Lubricants (504.01)	\$ 5,565,235	\$ 5,942,700	\$ 6,049,500
13. Tires and Tubes (504.02)	\$ 1,935,191	\$ 1,860,200	\$ 1,892,700
14. Other Materials and Supplies (504.99)	\$ 397,040	\$ 401,100	\$ 466,100
15. Utilities, Propulsion Power (505.01)			
16. Utilities, Other (505.02)	\$ 494,620	\$ 456,700	\$ 505,300
17. Casualty and Liability (506)	\$ 1,305,075	\$ 1,239,700	\$ 970,000
18. Purchased Transportation (508)			
19. Interest Expense (511)			
20. Leases and Rentals (512)		\$ 1,946,300	\$ 1,366,300
21. Other (507, 509, 510)	\$ 321,317		
22. Adjustment (provide explanation on Form X)			
23. <b>TOTAL, LINE 22 MUST EQUAL LINE 6!</b>	<b>\$ 69,829,748</b>	<b>\$ 78,985,800</b>	<b>\$ 79,631,800</b>
24. Depreciation (513)	\$ 8,186,000	\$ 1,308,100	\$ 1,440,500

**Operator: Golden Gate Transit**

**IF YOU ARE AN FTA GRANTEE, PAST  
ACTUAL MUST BE CONSISTENT  
WITH YOUR NTD REPORT!**

<b>Motorbus - Regular Service</b>		
<b>Past Actual FY 2011-12</b>	<b>Current Adjusted FY 2012-13</b>	<b>Budgeted FY 2013-14</b>
\$ 1,697,758		

**REVENUE – OPERATING**

25. Memo Item (514, 515, 516) 512	\$ 1,697,758		
26. Fares (401, 402)	\$ 15,365,293	\$ 13,199,100	\$ 13,505,800
27. Charter Service (405)			
28. Advertising Revenue	\$ 1,089,995	\$ 526,400	\$ 615,000
29. Consession Revenue			
30.			

**REVENUE – NON-OPERATING**

**Federal, even if administered by Caltrans or MTC (**

31. FTA Section 5307	\$ 19,888,050	\$ -	\$ -
32. FTA Section 5309			
33. FTA ARRA 5307	\$ 635,427	\$ -	\$ -
34. NMTPP/Homeland Security	\$ 740,575	\$ -	\$ -

**State (411, 412):**

35. IBOND	\$ 70	\$ -	\$ -
36. State Transportation Program	\$ 1,236,151	\$ -	\$ -

**Regional, not allocated by MTC:**

37. AB 434 (411)			
38. type identity of other regn'l source of rev. here			
39. type identity of other regn'l source of rev. here			

**Local (409, 410):**

40. General Fund	\$ 7,687,703	\$ 14,504,900	\$ 14,840,000
41. General Fund ( Marin Transit Local Service)	\$ 10,676	\$ 10,000	\$ 100,000
42. General Fund Muir Woods shuttle	\$ 145,657	\$ 150,000	\$ 150,000

**Other Non-Operating, not allocated by MTC:**

43. Golden Gate Bridget Tolls	\$ 2,567,448	\$ 31,549,441	\$ 31,824,889
44. Vehicle & Prop. Rent/Parking Rev (47)	\$ 612,633	\$ 752,900	\$ 333,000
45. Non Transit rev (47999)	\$ 180,224	\$ 50,200	\$ 15,000

**MTC-ALLOCATED REVENUE**

46. 5% Unrestricted Funds			
47. type identity of other MTC-allocated rev. here			

**Operator: Golden Gate Transit**

**IF YOU ARE AN FTA GRANTEE, PAST ACTUAL MUST BE CONSISTENT WITH YOUR NTD REPORT!**

**Motorbus - Regular Service**

	<b>Past Actual FY 2011-12</b>	<b>Current Adjusted FY 2012-13</b>	<b>Budgeted FY 2013-14</b>
48. type identity of other MTC-allocated rev. here			
49. Feeder Bus Funds			
50. AB 1107			
51. Regional Measure 2 (RM2)	\$ 2,542,500	\$ 2,420,100	\$ 2,492,500
<b>Transportation Development Act (TDA)</b>			
52. TDA 4 - Transit Operating - Marin County (GGT)	\$ 7,978,917	\$ 6,308,099	\$ 6,434,535
53. TDA 4 - Transit Operating - Sonoma County (GGT)	\$ 4,202,601	\$ 4,433,520	\$ 4,608,795
54.			
55.			
56.			
57.			
58.			
59.			
60.			
61.			
62.			
63.			
64.			
65.			
66.			
67.			
68.			
69.			
70.			
71.			
<b>State Transit Assistance (STA)</b>			
72. Pop MTC Regn'l Coord. - Marin County (GGT)	\$ 1,160,032	\$ 1,257,897	\$ 1,170,985
73. Revenue Based - Marin County (GGT)	\$ 3,090,874	\$ 3,081,109	\$ 2,865,572
74. Pop Northern County - Marin County (GGT)	\$ 563,158	\$ 573,021	\$ 534,081
75. Pop Regn'l Paratransit - Marin County (GGT)	\$ 83,881	\$ 86,032	\$ 80,194
76. Regional Discretionary-Translink	\$ 10,000	\$ 10,000	\$ 10,000
77. Pop Regn'l Paratransit - Sonoma County (GGT)	\$ 34,778	\$ 73,081	\$ 51,449
78. Pop Lifeline - Marin County (GGT)	\$ 3,105		
79.			
80.			
81.			
82.			
83.			
84. <b>TOTAL REVENUE</b>	<b>\$ 69,829,748</b>	<b>\$ 78,985,800</b>	<b>\$ 79,631,800</b>
85. <b>Surplus/(Deficit)</b>	<b>\$ -</b>	<b>\$ -</b>	<b>\$ -</b>
86. (provide explanation on Form X) <b>Memo Item</b>			



MTC Claim Application - Document F(a)  
 Operating Expenses and Revenues  
 FY 2013-14

Submittal Date: 06/01/2013

Operator: Golden Gate Transit

**IF YOU ARE AN FTA GRANTEE, PAST  
 ACTUAL MUST BE CONSISTENT  
 WITH YOUR NTD REPORT!**

Enter amounts to the nearest  
 dollar in the cells highlighted yellow

Ferryboat - Regular Service		
Past Actual FY 2011-12	Current Adjusted FY 2012-13	Budgeted FY 2013-14

**OPERATING EXPENSES – FUNCTIONAL CLASS**

1. Vehicle Operations (010)	\$ 15,065,549	\$ 16,267,300	\$ 18,209,000
2. Vehicle Maintenance (041)	\$ 3,100,766	\$ 3,348,100	\$ 3,747,700
3. Non-Vehicle Maintenance (042)	\$ 608,165	\$ 656,700	\$ 735,100
4. General Administration (160)	\$ 6,581,947	\$ 7,107,000	\$ 7,955,300
5. Adjustment (provide explanation on Form X)			
6. <b>TOTAL, LINE 6 MUST EQUAL LINE 22!</b>	<b>\$ 25,356,427</b>	<b>\$ 27,379,100</b>	<b>\$ 30,647,100</b>
7. Memo Item (514, 515, 516) OPEB	\$ 1,274,106		

**OPERATING EXPENSES – OBJECT CLASS**

8. Labor, Operators (501.01)	\$ 3,219,016	\$ 3,643,300	\$ 3,880,300
9. Labor, Others (501.02)	\$ 4,426,434	\$ 4,791,100	\$ 5,238,200
10. Fringe Benefits (502)	\$ 6,500,894	\$ 6,507,000	\$ 7,108,500
11. Services (503)	\$ 3,021,212	\$ 3,035,800	\$ 2,973,700
12. Fuel and Lubricants (504.01)	\$ 5,967,563	\$ 6,060,800	\$ 6,061,600
13. Tires and Tubes (504.02)		\$ 668,600	\$ 598,100
14. Other Materials and Supplies (504.99)	\$ 999,072	\$ 185,900	\$ 214,100
15. Utilities, Propulsion Power (505.01)			
16. Utilities, Other (505.02)	\$ 218,446	\$ 278,700	\$ 265,500
17. Casualty and Liability (506)	\$ 848,125	\$ 983,200	\$ 1,045,100
18. Purchased Transportation (508)			
19. Interest Expense (511)			
20. Leases and Rentals (512)		\$ 60,700	\$ 59,900
21. Other (507, 509, 510)	\$ 155,665	\$ 1,163,900	\$ 3,202,100
22. Adjustment (provide explanation on Form X)			
23. <b>TOTAL, LINE 22 MUST EQUAL LINE 6!</b>	<b>\$ 25,356,427</b>	<b>\$ 27,379,000</b>	<b>\$ 30,647,100</b>
24. Depreciation (513)	\$ 8,153,000	\$ 1,692,300	\$ 1,583,200

**Operator: Golden Gate Transit**

**IF YOU ARE AN FTA GRANTEE, PAST  
ACTUAL MUST BE CONSISTENT  
WITH YOUR NTD REPORT!**

**Ferryboat - Regular Service**

	<b>Past Actual FY 2011-12</b>	<b>Current Adjusted FY 2012-13</b>	<b>Budgeted FY 2013-14</b>
25. Memo Item (514, 515, 516) 512	\$ 60,981		
<b>REVENUE – OPERATING</b>			
26. Fares (401, 402)	\$ 13,711,761	\$ 15,109,900	\$ 16,265,000
27. Charter Service (405)			
28. Advertising Revenue	\$ 71,452	\$ 32,700	\$ 64,900
29. Consession Revenue	\$ 123,047	\$ 123,000	\$ 123,000
30.			
<b>REVENUE – NON-OPERATING</b>			
<b>Federal, even if administered by Caltrans or MTC (</b>			
31. FTA Section 5307	\$ 1,115,911		
32. FTA Section 5309	\$ 2,791,578		
33. FTA ARRA 5307	\$ 678,259		
34. NMTTP/Homeland Security	\$ 175,464		
<b>State (411, 412):</b>			
35. IBOND			
36. State Transportation Program	\$ 40,766		
<b>Regional, not allocated by MTC:</b>			
37. AB 434 (411)			
38. type identity of other regn'l source of rev. here			
39. type identity of other regn'l source of rev. here			
<b>Local (409, 410):</b>			
40. General Fund	\$ 25,497		
41. General Fund ( Marin Transit Local Service)			
42. General Fund Muir Woods shuttle			
<b>Other Non-Operating, not allocated by MTC:</b>			
43. Golden Gate Bridget Tolls	\$ 3,612,037	\$ 9,501,107	\$ 11,452,348
44. Vehicle & Prop. Rent/Parking Rev (47)	\$ 198,877		
45. Non Transit rev (47999)	\$ 85,538		
<b>MTC-ALLOCATED REVENUE</b>			
46. 5% Unrestricted Funds			
47. type identity of other MTC-allocated rev. here			

**Operator: Golden Gate Transit**  
**IF YOU ARE AN FTA GRANTEE, PAST**  
**ACTUAL MUST BE CONSISTENT**  
**WITH YOUR NTD REPORT!**

<b>Ferryboat - Regular Service</b>		
<b>Past Actual FY 2011-12</b>	<b>Current Adjusted FY 2012-13</b>	<b>Budgeted FY 2013-14</b>

48. type identity of other MTC-allocated rev. here  
 49. Feeder Bus Funds  
 50. AB 1107  
 51. Regional Measure 2 (RM2)

**Transportation Development Act (TDA)**

52. TDA 4 - Transit Operating - Marin County (GGT)	\$ 1,509,232	\$ 1,394,250	\$ 1,608,634
53. TDA 4 - Transit Operating - Sonoma County (GGT)			
54.			
55.			
56.			
57.			
58.			
59.			
60.			
61.			
62.			
63.			
64.			
65.			
66.			
67.			
68.			
69.			
70.			
71.			

**State Transit Assistance (STA)**

72. Pop MTC Regn'l Coord. - Marin County (GGT)			
73. Revenue Based - Marin County (GGT)	\$ 1,029,289	\$ 1,027,036	\$ 955,191
74. Pop Northern County - Marin County (GGT)	\$ 187,719	\$ 191,007	\$ 178,027
75. Pop Regn'l Paratransit - Marin County (GGT)			
76. Regional Discretionary-Translink			
77. Pop Regn'l Paratransit - Sonoma County (GGT)			
78. Pop Lifeline - Marin County (GGT)			
79.			
80.			
81.			
82.			
83.			
84. <b>TOTAL REVENUE</b>	<b>\$ 25,356,427</b>	<b>\$ 27,379,000</b>	<b>\$ 30,647,100</b>
85. <b>Surplus/(Deficit)</b>	<b>\$ -</b>	<b>\$ -</b>	<b>\$ -</b>
86. (provide explanation on Form X) <b>Memo Item</b>			

MTC Claim Application - Document F(a)  
 Operating Expenses and Revenues  
 FY 2013-14

Submittal Date: 06/01/2013

Operator: Golden Gate Transit

**IF YOU ARE AN FTA GRANTEE, PAST  
 ACTUAL MUST BE CONSISTENT  
 WITH YOUR NTD REPORT!**

Enter amounts to the nearest  
 dollar in the cells highlighted yellow

Demand Response - Regular Service		
Past Actual FY 2011-12	Current Adjusted FY 2012-13	Budgeted FY 2013-14

**OPERATING EXPENSES – FUNCTIONAL CLASS**

1. Vehicle Operations (010)	\$ 627,733	\$ 753,900	\$ 786,100
2. Vehicle Maintenance (041)	\$ 37,272	\$ 44,800	\$ 46,700
3. Non-Vehicle Maintenance (042)	\$ 12,751	\$ 15,300	\$ 16,000
4. General Administration (160)	\$ 305,198	\$ 366,500	\$ 382,200
5. Adjustment (provide explanation on Form X)			
6. <b>TOTAL, LINE 6 MUST EQUAL LINE 22!</b>	<b>\$ 982,954</b>	<b>\$ 1,180,500</b>	<b>\$ 1,231,000</b>
7. Memo Item (514, 515, 516) OPEB			

**OPERATING EXPENSES – OBJECT CLASS**

8. Labor, Operators (501.01)			
9. Labor, Others (501.02)	\$ 1,113	\$ 1,300	\$ 1,400
10. Fringe Benefits (502)	\$ 773	\$ 900	\$ 1,000
11. Services (503)			
12. Fuel and Lubricants (504.01)			
13. Tires and Tubes (504.02)			
14. Other Materials and Supplies (504.99)			
15. Utilities, Propulsion Power (505.01)			
16. Utilities, Other (505.02)			
17. Casualty and Liability (506)			
18. Purchased Transportation (508)	\$ 981,068	\$ 1,178,200	\$ 1,228,600
19. Interest Expense (511)			
20. Leases and Rentals (512)			
21. Other (507, 509, 510)			
22. Adjustment (provide explanation on Form X)			
23. <b>TOTAL, LINE 22 MUST EQUAL LINE 6!</b>	<b>\$ 982,954</b>	<b>\$ 1,180,400</b>	<b>\$ 1,231,000</b>
24. Depreciation (513)			

**Operator: Golden Gate Transit**  
**IF YOU ARE AN FTA GRANTEE, PAST**  
**ACTUAL MUST BE CONSISTENT**  
**WITH YOUR NTD REPORT!**

<b>Demand Response - Regular Service</b>		
<b>Past Actual FY 2011-12</b>	<b>Current Adjusted FY 2012-13</b>	<b>Budgeted FY 2013-14</b>

25. Memo Item (514, 515, 516) 512

**REVENUE – OPERATING**

26. Fares (401, 402)	\$ 79,858	\$ 100,000	\$ 100,000
27. Charter Service (405)			
28. Advertising Revenue			
29. Consession Revenue			
30.			

**REVENUE – NON-OPERATING**

**Federal, even if administered by Caltrans or MTC (**

31. FTA Section 5307			
32. FTA Section 5309			
33. FTA ARRA 5307			
34. NMTTPP/Homeland Security			

**State (411, 412):**

35. IBOND			
36. State Transportation Program			

**Regional, not allocated by MTC:**

37. AB 434 (411)			
38. type identity of other regn'l source of rev. here			
39. type identity of other regn'l source of rev. here			

**Local (409, 410):**

40. General Fund			
41. General Fund ( Marin Transit Local Service)			
42. General Fund Muir Woods shuttle			

**Other Non-Operating, not allocated by MTC:**

43. Golden Gate Bridget Tolls	\$ 903,096	\$ 1,080,400	\$ 1,131,000
44. Vehicle & Prop. Rent/Parking Rev (47)			
45. Non Transit rev (47999)			

**MTC-ALLOCATED REVENUE**

46. 5% Unrestricted Funds			
47. type identity of other MTC-allocated rev. here			



MTC Claim Application - Document F(a)  
 Operating Expenses and Revenues  
 FY 2013-14

Submittal Date: 06/01/2013

Operator: Golden Gate Transit

**IF YOU ARE AN FTA GRANTEE, PAST  
 ACTUAL MUST BE CONSISTENT  
 WITH YOUR NTD REPORT!**

Enter amounts to the nearest  
 dollar in the cells highlighted yellow

Motorbus - Club-Bus		
Past Actual FY 2011-12	Current Adjusted FY 2012-13	Budgeted FY 2013-14

**OPERATING EXPENSES – FUNCTIONAL CLASS**

1. Vehicle Operations (010)	\$ 261,135	\$ 109,000	\$ -
2. Vehicle Maintenance (041)	\$ 72,155	\$ 30,100	\$ -
3. Non-Vehicle Maintenance (042)	\$ 1,718	\$ 700	\$ -
4. General Administration (160)	\$ 17,580	\$ 2,300	\$ -
5. Adjustment (provide explanation on Form X)			
6. <b>TOTAL, LINE 6 MUST EQUAL LINE 22!</b>	<b>\$ 352,588</b>	<b>\$ 147,183</b>	<b>\$ -</b>
7. Memo Item (514, 515, 516) OPEB			

**OPERATING EXPENSES – OBJECT CLASS**

8. Labor, Operators (501.01)			
9. Labor, Others (501.02)	\$ 6,897	\$ 2,900	\$ -
10. Fringe Benefits (502)	\$ 2,093	\$ 900	\$ -
11. Services (503)			
12. Fuel and Lubricants (504.01)			
13. Tires and Tubes (504.02)			
14. Other Materials and Supplies (504.99)			
15. Utilities, Propulsion Power (505.01)			
16. Utilities, Other (505.02)			
17. Casualty and Liability (506)			
18. Purchased Transportation (508)	\$ 343,598	\$ 143,400	\$ -
19. Interest Expense (511)			
20. Leases and Rentals (512)			
21. Other (507, 509, 510)			
22. Adjustment (provide explanation on Form X)			
23. <b>TOTAL, LINE 22 MUST EQUAL LINE 6!</b>	<b>\$ 352,588</b>	<b>\$ 147,200</b>	<b>\$ -</b>
24. Depreciation (513)			

**Operator: Golden Gate Transit**  
**IF YOU ARE AN FTA GRANTEE, PAST**  
**ACTUAL MUST BE CONSISTENT**  
**WITH YOUR NTD REPORT!**

	Motorbus - Club-Bus		
	Past Actual FY 2011-12	Current Adjusted FY 2012-13	Budgeted FY 2013-14
25. Memo Item (514, 515, 516) 512			
<b>REVENUE – OPERATING</b>			
26. Fares (401, 402)	\$ 246,717	\$ 103,028	\$ -
27. Charter Service (405)			
28. Advertising Revenue			
29. Consession Revenue			
30.			
<b>REVENUE – NON-OPERATING</b>			
<b>Federal, even if administered by Caltrans or MTC (</b>			
31. FTA Section 5307			
32. FTA Section 5309			
33. FTA ARRA 5307			
34. NMTTP/Homeland Security			
<b>State (411, 412):</b>			
35. IBOND			
36. State Transportation Program			
<b>Regional, not allocated by MTC:</b>			
37. AB 434 (411)			
38. type identity of other regn'l source of rev. here			
39. type identity of other regn'l source of rev. here			
<b>Local (409, 410):</b>			
40. General Fund			
41. General Fund ( Marin Transit Local Service)			
42. General Fund Muir Woods shuttle			
<b>Other Non-Operating, not allocated by MTC:</b>			
43. Golden Gate Bridget Tolls	\$ 105,871	\$ 44,172	\$ -
44. Vehicle & Prop. Rent/Parking Rev (47)			
45. Non Transit rev (47999)			
<b>MTC-ALLOCATED REVENUE</b>			
46. 5% Unrestricted Funds			
47. type identity of other MTC-allocated rev. here			



**Operator: Golden Gate Transit**

**IF YOU ARE AN FTA GRANTEE, PAST  
ACTUAL MUST BE CONSISTENT  
WITH YOUR NTD REPORT!**

	Motorbus - Club-Bus		
	Past Actual FY 2011-12	Current Adjusted FY 2012-13	Budgeted FY 2013-14
48. type identity of other MTC-allocated rev. here			
49. Feeder Bus Funds			
50. AB 1107			
51. Regional Measure 2 (RM2)			

**Transportation Development Act (TDA)**

52. TDA 4 - Transit Operating - Marin County (GGT)			
53. TDA 4 - Transit Operating - Sonoma County (GGT)			
54.			
55.			
56.			
57.			
58.			
59.			
60.			
61.			
62.			
63.			
64.			
65.			
66.			
67.			
68.			
69.			
70.			
71.			

**State Transit Assistance (STA)**

72. Pop MTC Regn'l Coord. - Marin County (GGT)			
73. Revenue Based - Marin County (GGT)			
74. Pop Northern County - Marin County (GGT)			
75. Pop Regn'l Paratransit - Marin County (GGT)			
76. Regional Discretionary-Translink			
77. Pop Regn'l Paratransit - Sonoma County (GGT)			
78. Pop Lifeline - Marin County (GGT)			
79.			
80.			
81.			
82.			
83.			
84. <b>TOTAL REVENUE</b>	<b>\$ 352,588</b>	<b>\$ 147,200</b>	<b>\$ -</b>
85. <b>Surplus/(Deficit)</b>	<b>\$ -</b>	<b>\$ -</b>	<b>\$ -</b>
86. (provide explanation on Form X) <b>Memo Item</b>			

MTC Claim Application - Document F(a)  
 Operating Expenses and Revenues  
 FY 2013-14

Submittal Date: 06/01/2013

Operator: Golden Gate Transit

**IF YOU ARE AN FTA GRANTEE, PAST  
 ACTUAL MUST BE CONSISTENT  
 WITH YOUR NTD REPORT!**

Enter amounts to the nearest  
 dollar in the cells highlighted yellow

Demand Response - Pass-Through Funds		
Past Actual FY 2011-12	Current Adjusted FY 2012-13	Budgeted FY 2013-14

**OPERATING EXPENSES – FUNCTIONAL CLASS**

1. Vehicle Operations (010)	\$ 2,510,930	\$ 3,189,600	\$ 3,137,100
2. Vehicle Maintenance (041)	\$ 149,086	\$ 189,400	\$ 186,300
3. Non-Vehicle Maintenance (042)	\$ 51,003	\$ 64,800	\$ 63,700
4. General Administration (160)	\$ 1,220,793	\$ 1,550,800	\$ 1,525,300
5. Adjustment (provide explanation on Form X)			
6. <b>TOTAL, LINE 6 MUST EQUAL LINE 22!</b>	<b>\$ 3,931,812</b>	<b>\$ 4,994,600</b>	<b>\$ 4,912,400</b>
7. Memo Item (514, 515, 516) OPEB			

**OPERATING EXPENSES – OBJECT CLASS**

8. Labor, Operators (501.01)			
9. Labor, Others (501.02)	\$ 4,448	\$ 5,000	\$ 5,000
10. Fringe Benefits (502)	\$ 3,090	\$ 4,000	\$ 4,000
11. Services (503)			
12. Fuel and Lubricants (504.01)			
13. Tires and Tubes (504.02)			
14. Other Materials and Supplies (504.99)			
15. Utilities, Propulsion Power (505.01)			
16. Utilities, Other (505.02)			
17. Casualty and Liability (506)			
18. Purchased Transportation (508)	\$ 3,924,274	\$ 4,985,543	\$ 4,903,332
19. Interest Expense (511)			
20. Leases and Rentals (512)			
21. Other (507, 509, 510)			
22. Adjustment (provide explanation on Form X)			
23. <b>TOTAL, LINE 22 MUST EQUAL LINE 6!</b>	<b>\$ 3,931,812</b>	<b>\$ 4,994,543</b>	<b>\$ 4,912,332</b>
24. Depreciation (513)			

**Operator: Golden Gate Transit**  
**IF YOU ARE AN FTA GRANTEE, PAST**  
**ACTUAL MUST BE CONSISTENT**  
**WITH YOUR NTD REPORT!**

<b>Demand Response - Pass-Through Funds</b>		
<b>Past Actual FY 2011-12</b>	<b>Current Adjusted FY 2012-13</b>	<b>Budgeted FY 2013-14</b>

25. Memo Item (514, 515, 516) 512			
-----------------------------------	--	--	--

**REVENUE – OPERATING**

26. Fares (401, 402)	\$ 214,615		
27. Charter Service (405)			
28. Advertising Revenue			
29. Consession Revenue			
30.			

**REVENUE – NON-OPERATING**

**Federal, even if administered by Caltrans or MTC (**

31. FTA Section 5307			
32. FTA Section 5309			
33. FTA ARRA 5307			
34. NMTTPP/Homeland Security			

**State (411, 412):**

35. IBOND			
36. State Transportation Program			

**Regional, not allocated by MTC:**

37. AB 434 (411)			
38. type identity of other regn'l source of rev. here			
39. type identity of other regn'l source of rev. here			

**Local (409, 410):**

40. General Fund			
41. General Fund ( Marin Transit Local Service)			
42. General Fund Muir Woods shuttle			

**Other Non-Operating, not allocated by MTC:**

43. Golden Gate Bridget Tolls	\$ 3,717,197		
44. Vehicle & Prop. Rent/Parking Rev (47)			
45. Non Transit rev (47999)			

**MTC-ALLOCATED REVENUE**

46. 5% Unrestricted Funds			
47. type identity of other MTC-allocated rev. here			

**Operator: Golden Gate Transit**  
**IF YOU ARE AN FTA GRANTEE, PAST**  
**ACTUAL MUST BE CONSISTENT**  
**WITH YOUR NTD REPORT!**

<b>Demand Response - Pass-Through Funds</b>		
<b>Past Actual FY 2011-12</b>	<b>Current Adjusted FY 2012-13</b>	<b>Budgeted FY 2013-14</b>

48. type identity of other MTC-allocated rev. here  
 49. Feeder Bus Funds  
 50. AB 1107  
 51. Regional Measure 2 (RM2)

**Transportation Development Act (TDA)**

52. TDA 4 - Transit Operating - Marin County (GGT)		\$ 3,736,646	\$ 3,811,540
53. TDA 4 - Transit Operating - Sonoma County (GGT)			
54.			
55.			
56.			
57.			
58.			
59.			
60.			
61.			
62.			
63.			
64.			
65.			
66.			
67.			
68.			
69.			
70.			
71.			

**State Transit Assistance (STA)**

72. Pop MTC Regn'l Coord. - Marin County (GGT)			
73. Revenue Based - Marin County (GGT)		\$ 719,288	\$ 668,970
74. Pop Northern County - Marin County (GGT)		\$ 452,577	\$ 421,822
75. Pop Regn'l Paratransit - Marin County (GGT)		\$ 86,032	
76. Regional Discretionary-Translink			\$ 10,000
77. Pop Regn'l Paratransit - Sonoma County (GGT)			
78. Pop Lifeline - Marin County (GGT)			
79.			
80.			
81.			
82.			
83.			
84. <b>TOTAL REVENUE</b>	<b>\$ 3,931,812</b>	<b>\$ 4,994,543</b>	<b>\$ 4,912,332</b>
85. <b>Surplus/(Deficit)</b>	<b>\$ -</b>	<b>\$ -</b>	<b>\$ -</b>
86. (provide explanation on Form X) <b>Memo Item</b>			

MTC Claim Application - Document F(b)

Operating Data

FY 2013-14

Submittal Date: 06/01/2013

Operator: Golden Gate Transit

**IF YOU ARE AN FTA GRANTEE, PAST YEAR ACTUAL MUST BE CONSISTENT WITH YOUR NTD REPORT!**

Calculations appear automatically in the cells highlighted blue

**Employees**

1. Total Employees (full time equivalent)
2. Service Area (Square Miles)
3. Service Area Population
4. Number of Routes Operated

Systemwide		
Past Actual FY 2011-12	Current Adjusted FY 2012-13	Budgeted FY 2013-14

470	471	474
43	43	40

**Annual Boardings**

5. Adult
6. Youth and Student
7. Senior and Disabled
8. Inter-Operator Transfers (at extra fare)
9. **Total Revenue Passengers**
10. Non Farepaying Passengers (incl. transfers)
11. **Total Passengers**

7,769,801	7,820,182	7,745,524
0	0	0
125,652	128,800	132,700
0	0	0
<b>7,895,453</b>	<b>7,948,982</b>	<b>7,878,224</b>
1,111,351	1,102,165	1,074,800
<b>9,006,804</b>	<b>9,051,147</b>	<b>8,953,024</b>

**Average Boardings**

12. Average Weekday Boardings
13. Average Saturday Boardings

29,687	29,857	29,460
14,820	14,979	14,792

**Vehicles Operated In Maximum Service**

14. Maximum Weekday Vehicles Operated
15. Maximum Weekend Vehicle Operated

217	215	213
78	75	75

**Annual Vehicle Miles**

16. Revenue Vehicle Miles
17. Non-Revenue Vehicle Miles
18. **Total Vehicle Miles**

6,467,576	6,471,375	6,399,500
1,118,581	1,100,640	1,072,900
<b>7,586,157</b>	<b>7,572,015</b>	<b>7,472,400</b>

**Annual Vehicle Hours**

19. Revenue Vehicle Hours
20. Non-Revenue Vehicle Hours
21. **Total Vehicle Hours**

403,361	404,520	401,600
52,739	52,460	51,900
<b>456,100</b>	<b>456,980</b>	<b>453,500</b>

MTC Claim Application - Document F(b)

Operating Data

FY 2013-14

Submittal Date: 06/01/2013

Operator: Golden Gate Transit

**IF YOU ARE AN FTA GRANTEE, PAST YEAR ACTUAL MUST BE CONSISTENT WITH YOUR NTD REPORT!**

Enter amounts to the nearest dollar  
in the cells highlighted yellow

<b>Motorbus - Regular Service</b>		
<b>Past Actual FY 2011-12</b>	<b>Current Adjusted FY 2012-13</b>	<b>Budgeted FY 2013-14</b>

**Employees**

1. Total Employees (full time equivalent)
2. Service Area (Square Miles)
3. Service Area Population
4. Number of Routes Operated

399	398	400
-----	-----	-----

40	40	37
----	----	----

**Annual Boardings**

5. Adult
6. Youth and Student
7. Senior and Disabled
8. Inter-Operator Transfers (at extra fare)
- 9. Total Revenue Passengers**
10. Non Farepaying Passengers (incl. transfers)
- 11. Total Passengers**

5,560,639	5,514,675	5,377,513
<b>5,560,639</b>	<b>5,514,675</b>	<b>5,377,513</b>
1,111,351	1,102,165	1,074,800
<b>6,671,990</b>	<b>6,616,840</b>	<b>6,452,313</b>

**Average Boardings**

12. Average Weekday Boardings
13. Average Saturday Boardings

22,111	21,900	21,400
10,538	10,500	10,200

**Vehicles Operated In Maximum Service**

14. Maximum Weekday Vehicles Operated
15. Maximum Weekend Vehicle Operated

165	165	165
53	53	53

**Annual Vehicle Miles**

16. Revenue Vehicle Miles
17. Non-Revenue Vehicle Miles
- 18. Total Vehicle Miles**

5,170,584	5,127,800	5,000,300
905,591	898,100	875,800
<b>6,076,175</b>	<b>6,025,900</b>	<b>5,876,100</b>

**Annual Vehicle Hours**

19. Revenue Vehicle Hours
20. Non-Revenue Vehicle Hours
- 21. Total Vehicle Hours**

324,783	322,100	314,100
38,938	38,600	37,600
<b>363,721</b>	<b>360,700</b>	<b>351,700</b>

**MTC Claim Application - Document F(b)**

**Operating Data**

**FY 2013-14**

**Submittal Date: 06/01/2013**

**Operator: Golden Gate Transit**

**IF YOU ARE AN FTA GRANTEE, PAST YEAR ACTUAL MUST BE CONSISTENT WITH YOUR NTD REPORT!**

Enter amounts to the nearest dollar  
in the cells highlighted yellow

<b>Ferryboat - Regular Service</b>		
<b>Past Actual FY 2011-12</b>	<b>Current Adjusted FY 2012-13</b>	<b>Budgeted FY 2013-14</b>

**Employees**

- 1. Total Employees (full time equivalent)
- 2. Service Area (Square Miles)
- 3. Service Area Population
- 4. Number of Routes Operated

71	73	74
----	----	----

**Annual Boardings**

- 5. Adult
- 6. Youth and Student
- 7. Senior and Disabled
- 8. Inter-Operator Transfers (at extra fare)
- 9. **Total Revenue Passengers**
- 10. Non Farepaying Passengers (incl. transfers)
- 11. **Total Passengers**

3	3	3
---	---	---

2,177,806	2,291,618	2,368,011
<b>2,177,806</b>	<b>2,291,618</b>	<b>2,368,011</b>
<b>2,177,806</b>	<b>2,291,618</b>	<b>2,368,011</b>

**Average Boardings**

- 12. Average Weekday Boardings
- 13. Average Saturday Boardings

7,016	7,400	7,600
4,116	4,300	4,400

**Vehicles Operated In Maximum Service**

- 14. Maximum Weekday Vehicles Operated
- 15. Maximum Weekend Vehicle Operated

5	5	5
3	3	3

**Annual Vehicle Miles**

- 16. Revenue Vehicle Miles
- 17. Non-Revenue Vehicle Miles
- 18. **Total Vehicle Miles**

180,084	189,500	195,800
9,353	9,800	10,100
<b>189,437</b>	<b>199,300</b>	<b>205,900</b>

**Annual Vehicle Hours**

- 19. Revenue Vehicle Hours
- 20. Non-Revenue Vehicle Hours
- 21. **Total Vehicle Hours**

13,357	14,100	14,600
638	700	700
<b>13,995</b>	<b>14,800</b>	<b>15,300</b>

MTC Claim Application - Document F(b)

Operating Data

FY 2013-14

Submittal Date: 06/01/2013

Operator: Golden Gate Transit

**IF YOU ARE AN FTA GRANTEE, PAST  
YEAR ACTUAL MUST BE CONSISTENT  
WITH YOUR NTD REPORT!**

Enter amounts to the nearest dollar  
in the cells highlighted yellow

<b>Demand Response - Regular Service</b>		
<b>Past Actual FY 2011-12</b>	<b>Current Adjusted FY 2012-13</b>	<b>Budgeted FY 2013-14</b>

**Employees**

1. Total Employees (full time equivalent)
2. Service Area (Square Miles)
3. Service Area Population
4. Number of Routes Operated

--	--	--

--	--	--

**Annual Boardings**

5. Adult
6. Youth and Student
7. Senior and Disabled
8. Inter-Operator Transfers (at extra fare)
- 9. Total Revenue Passengers**
10. Non Farepaying Passengers (incl. transfers)
- 11. Total Passengers**

9,364	9,500	10,300
<b>9,364</b>	<b>9,500</b>	<b>10,300</b>
<b>9,364</b>	<b>9,500</b>	<b>10,300</b>

**Average Boardings**

12. Average Weekday Boardings
13. Average Saturday Boardings

31	31	32
15	15	15

**Vehicles Operated In Maximum Service**

14. Maximum Weekday Vehicles Operated
15. Maximum Weekend Vehicle Operated

10	8	8
6	6	6

**Annual Vehicle Miles**

16. Revenue Vehicle Miles
17. Non-Revenue Vehicle Miles
- 18. Total Vehicle Miles**

244,145	247,500	256,500
59,027	61,000	63,200
<b>303,172</b>	<b>308,500</b>	<b>319,700</b>

**Annual Vehicle Hours**

19. Revenue Vehicle Hours
20. Non-Revenue Vehicle Hours
- 21. Total Vehicle Hours**

10,629	11,000	12,000
3,091	3,100	3,400
<b>13,720</b>	<b>14,100</b>	<b>15,400</b>



MTC Claim Application - Document F(b)

Operating Data

FY 2013-14

Submittal Date: 06/01/2013

Operator: Golden Gate Transit

**IF YOU ARE AN FTA GRANTEE, PAST YEAR ACTUAL MUST BE CONSISTENT WITH YOUR NTD REPORT!**

Enter amounts to the nearest dollar in the cells highlighted yellow

Motorbus - Club-Bus		
Past Actual FY 2011-12	Current Adjusted FY 2012-13	Budgeted FY 2013-14

Employees

1. Total Employees (full time equivalent)
2. Service Area (Square Miles)
3. Service Area Population
4. Number of Routes Operated

--	--	--

--	--	--

Annual Boardings

5. Adult
6. Youth and Student
7. Senior and Disabled
8. Inter-Operator Transfers (at extra fare)
9. Total Revenue Passengers
10. Non Farepaying Passengers (incl. transfers)

31,356	13,889	
31,356	13,889	0
31,356	13,889	0

11. Total Passengers

Average Boardings

12. Average Weekday Boardings
13. Average Saturday Boardings

127	116	

Vehicles Operated In Maximum Service

14. Maximum Weekday Vehicles Operated
15. Maximum Weekend Vehicle Operated

3	2	

Annual Vehicle Miles

16. Revenue Vehicle Miles
17. Non-Revenue Vehicle Miles

38,628	17,975	
38,264	17,040	
76,892	35,015	0

18. Total Vehicle Miles

Annual Vehicle Hours

19. Revenue Vehicle Hours
20. Non-Revenue Vehicle Hours

1,887	720	
862	360	
2,749	1,080	0

21. Total Vehicle Hours

**MTC Claim Application - Document F(b)**

**Operating Data**

**FY 2013-14**

**Submittal Date: 06/01/2013**

**Operator: Golden Gate Transit**

**IF YOU ARE AN FTA GRANTEE, PAST  
YEAR ACTUAL MUST BE CONSISTENT  
WITH YOUR NTD REPORT!**

Enter amounts to the nearest dollar  
in the cells highlighted yellow

<b>Demand Response - Pass-Through Funds</b>		
<b>Past Actual FY 2011-12</b>	<b>Current Adjusted FY 2012-13</b>	<b>Budgeted FY 2013-14</b>

**Employees**

1. Total Employees (full time equivalent)
2. Service Area (Square Miles)
3. Service Area Population
4. Number of Routes Operated

--	--	--

--	--	--

**Annual Boardings**

5. Adult
6. Youth and Student
7. Senior and Disabled
8. Inter-Operator Transfers (at extra fare)
- 9. Total Revenue Passengers**
10. Non Farepaying Passengers (incl. transfers)
- 11. Total Passengers**

116,288	119,300	122,400
<b>116,288</b>	<b>119,300</b>	<b>122,400</b>
<b>116,288</b>	<b>119,300</b>	<b>122,400</b>

**Average Boardings**

12. Average Weekday Boardings
13. Average Saturday Boardings

402	410	428
151	164	177

**Vehicles Operated In Maximum Service**

14. Maximum Weekday Vehicles Operated
15. Maximum Weekend Vehicle Operated

34	35	35
16	13	13

**Annual Vehicle Miles**

16. Revenue Vehicle Miles
17. Non-Revenue Vehicle Miles
- 18. Total Vehicle Miles**

834,135	888,600	946,900
106,346	114,700	123,800
<b>940,481</b>	<b>1,003,300</b>	<b>1,070,700</b>

**Annual Vehicle Hours**

19. Revenue Vehicle Hours
20. Non-Revenue Vehicle Hours
- 21. Total Vehicle Hours**

52,705	56,600	60,900
9,210	9,700	10,200
<b>61,915</b>	<b>66,300</b>	<b>71,100</b>

Submittal Date: 06/01/2013

Operator: Golden Gate Transit

Enter information in cells highlighted yellow Use a decimal point to enter Project Percent  
 Calculations will appear automatically in cells highlighted blue  
 Provide Signature and Date in area highlighted purple (color does not print)

**A. Project Title (as listed in the PIP)** *begin typing in upper left corner of text box*

Reduce Bus Operator absences

**B. Project Goal (as listed in the PIP)** *begin typing in upper left corner of text box*

Reduce Bus Operator absences to meet the performance standard and improve cost efficiency

**C. Project Description (as listed in the PIP)** *begin typing in upper left corner of text box*

Conduct and evaluate bus operator absences in order to determine the root causes. Based on the findings of the evaluation, develop and implement a plan designed to reduce absence rates

**D. Project Milestones/Deliverables (as listed in the PIP)**

	Milestone/Deliverable	(mo/yr) Completion	(e.g., 0.25) Project %
1.	Reduce bus operator absences from 30% to 25%	June 2014	100%
2.			
3.			
4.			
5.			
6.			
<b>(must equal 100%) Total</b>			<b>100%</b>

**E. Milestones and Deliverables - Status**


Enter date completed, or anticipated completion date. If anticipated date differs from date shown in section "D" above, enter short explanation for delay. Use Form X if you need more space to type explanations.

1.	
2.	
3.	
4.	
5.	
6.	

**F. Contact Information and Signature**

Enter Name and Telephone Number Below of Staff Person to Contact Concerning this Project

**Joanne M. Leone 415-257-4416**

Sign:   
 Denis J. Mulligan, General Manager

Date: 6/3/13

**MTC Claim Application - Document G(a)**  
**Productivity Improvement Program (PIP) Progress Report**  
**FY 2013-14**

**NEXT FORM >>**

**Submittal Date: 06/01/2013**

**Operator: Golden Gate Transit**

Enter information in cells highlighted yellow Use a decimal point to enter Project Percent

Calculations will appear automatically in cells highlighted blue

Provide Signature and Date in area highlighted purple (color does not print)

**A. Project Title (as listed in the PIP) begin typing in upper left corner of text box**

Reduce Crew and Mechanic absences & Improve On-Time Performance

**B. Project Goal (as listed in the PIP) begin typing in upper left corner of text box**

Reduce Crew and Mechanic absences to meet performance standards and improve cost efficiency, and improve overall On-time performance

**C. Project Description (as listed in the PIP) begin typing in upper left corner of text box**

Conduct and evaluate crew and mechanic absences in order to determine the root causes. Based on the findings of the evaluation, develop and implement a plan designed to reduce absence rates. Also conduct scheduled maintenance and improve gangways and piers in order to reduce mechanical failures and reduce passenger loading times to achieve better adherence to ferry schedules.

**D. Project Milestones/Deliverables (as listed in the PIP)**

<b>Milestone/Deliverable</b>		(mo/yr) <b>Completion</b>	(e.g., 0.25) <b>Project %</b>
1.	Reduce crew and mechanic's absences from 23% to 20%	June 2014	20%
2.	M.V. Mendocino mid-life upgrade	Nov. 2013	20%
3.	Begin construction of new Ganways & Piers at Sausalito	Dec. 2013	20%
4.	Re-Power and re-furbishment of the M.S. San Francisco	June 2014	20%
5.	With implementation of a new asset management system (MAXIMO), complete development of preventive maintenance records of vessels and facilities	June 2014	20%
6.			

**(must equal 100%) Total 100%**

**E. Milestones and Deliverables - Status**


Enter date completed, or anticipated completion date. If anticipated date differs from date shown in section "D" above, enter short explanation for delay. Use Form X if you need more space to type explanations.

1.	
2.	
3.	
4.	
5.	
6.	

**F. Contact Information and Signature**

Enter Name and Telephone Number Below of Staff Person to Contact Concerning this Project

**Jim Swindler 415-925-5570**

Sign:   
 Denis J. Mulligan, General Manager

Date: 6/3/13

MTC Claim Application - Document H(c)  
 Maximum Allocation Worksheet - 50% Expenditure Limitation  
 FY 2013-14  
 Submittal Date: 06/01/2013

Operator: Golden Gate Transit

Enter amounts to the nearest dollar in the cells highlighted yellow.  
 Calculations will appear automatically in the cells highlighted blue.

06/01/2013

<b>Budgeted FY 2013-14</b>
--------------------------------

**Calculation of Maximum Eligible Operating Expense**

1. Total system operating expense	\$ 111,509,900
ADJUSTMENTS:	
2. Qualified service extension	
3. Federal operating funds anticipated	
4.	
5.	
6.	
<b>Total Adjustments:</b>	<b>\$ -</b>
<b>Net Expenses</b>	<b>\$ 111,509,900</b>
<b>Net Eligible Expenses</b>	<b>\$ 55,754,950</b>

**Calculation of Maximum Eligible Allocation**

7. Qualified service extension (from line 2)	\$ -
8. Capital Intensive Project	
9. Other	
10.	
11.	
<b>Subtotal</b>	<b>\$ -</b>
<b>Maximum TDA/STA allocation</b>	<b>\$ 55,754,950</b>



**MTC Claim Application - Document I(c)**  
**TDA Eligibility Statement - 50% Expenditure Limitation**  
**FY 2013-14**  
**Submittal Date: 06/01/2013**


Information in cells highlighted blue appears automatically  
This form must be signed and dated


**50% Expenditure Limitation Eligibility Criteria and Certification:**

The applicant named below establishes its eligibility for an allocation of Transportation Development Act ("TDA") and/or State Transit Assistance ("STA") funds on the basis that it was in compliance with the expenditure limitation of Public Utilities Code §99268 in fiscal year 1978-79, and on the basis that its proposed budget reflects the combined expenditure of TDA and STA funds in an amount that will not exceed fifty percent of total expenditures for its public transportation system, exclusive of expenditures for qualified extensions of service, capital improvements to a grade-separated transit system, and capital intensive projects, in accordance with the provisions of Public Utilities Code §99268.1 and 21 California Code of Regulations §6633.1.

**Applicant: Golden Gate Transit**

**The undersigned attest that to the best of their knowledge, the statement above is true and correct.**

Authorized Representative Signature:   
Authorized Representative Name: Denis J. Mulligan  
Title : General Manager  
Date: 6/3/13

Chief Financial Officer (or equivalent) Signature:   
Chief Financial Officer (or equivalent) Name: Joseph M. Wire  
Title : Auditor-Controller  
Date: 6/6/13

MTC Claim Application - Document I(d)  
 STA Eligibility Calculation  
 FY 2013-14  
 Submittal Date: 06/01/2013

Operator: Golden Gate Transit

Enter amounts to the nearest dollar in cells highlighted yellow  
 Calculations will appear automatically in cells highlighted blue  
 This form must be signed and dated

EFFICIENCY STANDARD 1 Based on One Year CPI-Adjusted Change in Cost per Revenue Hour		Preceding Audited Year FY 2010-11 Column B	Most Recent Audited Year FY 2011-12 Column A
1. Total operating cost		\$ 97,123,141	\$ 100,453,529
2.			
3. Exclusions from operating cost		\$ 18,480,671	\$ 18,097,739
4. Exclusion of new service operating cost			
5.	Allowable Exclusions Subtotal	\$ 18,480,671	\$ 18,097,739
6.			
7. Costs eligible for CPI adjustment			
8.			
9.	Change in Unadjusted Exclusions		n/a
10.	Change in CPI		2.78%
11.	Change Attributable to CPI		n/a
12.	Allowable CPI-Adjusted Exclusion		n/a
13. Adjusted Service Hours	Operating Cost net of Allowable Exclusions	\$ 78,642,470	\$ 82,355,790
14.		374,211	377,001
15. Efficiency Standard 1 Pass or Fail?	Cost (net of Allowable Exclusions) per (Adjusted) Revenue Hour	\$ 210.16	\$ 218.45
	CPI Inflated net Cost per Adj. Rev Hour	\$ 216.00	Fail

EFFICIENCY STANDARD 2 Based on 3-Yr. Avg. CPI-Adjusted Change in Cost per Revenue Hour		Preceding Audited Year FY 2007-08 Column E	Preceding Audited Year FY 2008-09 Column D	Preceding Audited Year FY 2009-10 Column C	Preceding Audited Year FY 2010-11 Column B	Most Recent Audited Year FY 2011-12 Column A
16. Total operating cost		\$ 104,219,346	\$ 101,669,117	\$ 99,647,851	\$ 97,123,141	\$ 100,453,529
17.						
18.						
19. Exclusions from operating cost		\$ 11,584,841	\$ 13,394,978	\$ 18,480,671	\$ 18,480,671	\$ 18,097,739
20. Exclusion of new service operating cost				\$ -	\$ -	\$ -
21.	Allowable Exclusions Subtotal	\$ 11,584,841	\$ 13,394,978	\$ 18,480,671	\$ 18,480,671	\$ 18,097,739
22.						
23. Costs eligible for CPI adjustment				\$ -	\$ -	\$ -
24.	Change in Unadjusted Exclusions	n/a	n/a	n/a	n/a	n/a
25.	Change in CPI	1.83%	1.20%	1.67%	1.67%	2.78%
26.	Change Attributable to CPI	n/a	n/a	n/a	n/a	n/a
27.	Allowable CPI-Adjusted Exclusion	n/a	n/a	n/a	n/a	n/a
28.	Operating Cost net of Allowable Exclusions	\$ 90,084,276	\$ 86,252,873	\$ 78,642,470	\$ 78,642,470	\$ 82,355,790
29. ADJUSTMENT TO REVENUE HOURS FOR NEW SERVICE						
30. Adjusted Service Hours		377,408	371,048	374,211	374,211	377,001
31.	Cost (net of Allowable Exclusions) per (Adjusted) Revenue Hour	\$ 238.69	\$ 232.46	\$ 210.16	\$ 210.16	\$ 218.45
32.	Average net Cost per Adj. Revenue Hour (Columns B, C & D)			\$ 227.10	\$ 227.10	
33.	Average Change in CPI (Columns B, C & D)			1.57%	1.57%	
34.	CPI Inflated Average net Cost per Adjusted Revenue Hour			\$ 230.66	\$ 230.66	
35.	Average net Cost per Adjusted Revenue Hour (Columns A, B & C)					220.36
36. Efficiency Standard 2 Pass or Fail?						Pass

I hereby attest to the reasonableness and accuracy of this information.

Signature:

Date:

Chief Financial Officer or Equivalent: Joseph M. Wire, Auditor-Controller

**MTC Claim Application - Document J(a)**

**Standard Certifications - Article 4**

**FY 2013-14**

**Operator: Golden Gate Transit**

**Submittal Date: 06/01/2013**

**ENTER an "X" in the yellow cell to the left of each required certification**

**This form must be signed and dated**

- A. Applicant certifies that it has submitted a satisfactory independent fiscal audit with required compliance statement to MTC and to the State Controller (Pub. Util. Code §99245 and 21 Cal. Code of Regs. §6664).
- B. Applicant certifies that it has submitted a State Controller's report in conformance with the Uniform System of Accounts and Records to MTC and to the State Controller pursuant to Pub. Util. Code §99243.
- C. Applicant certifies that a triennial performance audit of its operations has been submitted, as required by law (Pub. Util. Code §99246(c), and 21 Cal. Code of Regs. §6664.5), to MTC, the State Controller and to the Director of the California Department of Transportation, or that the operator has been in operation for less than one year.
- D. Applicant applying for funds pursuant to Public Utilities Code §99268.1 certifies that it was in compliance with Pub. Util. Code §99268 during the 1978-79 fiscal year, and further certifies that it will remain in compliance with that section during the fiscal year which is the subject of this claim.
- E. Applicant filing an application pursuant to Pub. Util. Code §99268.5 certifies that, for the purpose of this claim, it provides services using vehicles for the exclusive use of elderly and disabled persons, and further certifies that those vehicles maintain a ratio of fares to total operating cost of at least 10 percent.
- F. Applicant that received an allocation of TDA/STA funds for an extension of service pursuant to Pub. Util. Code §99268.8 certifies that it will file a report of these services pursuant to 21 Cal. Code of Regs. §6633(b) within 90 days after the close of the fiscal year in which that allocation was granted.
- G. Applicant applying for funds pursuant to Pub. Util. Code §99260 certifies that (check one):
- a. the current cost of its retirement system is fully funded with respect to the officers and employees of its public transportation system; or
- b. the operator is implementing a plan approved by the transportation planning agency which will fully fund the retirement system for such officers and employees within forty years; or
- c. the operator has a private pension plan which sets aside and invests on a current basis funds sufficient to provide for the payment of future pension benefits and which is fully compliant with the requirements stated in Pub. Util. Code §99272 and §99273.
- H. (FOR STA FUNDS) Applicant applying for STA revenue-based funds for purposes other than SB 602 projects, capital match and ADA programs, certifies that all of its needs for SB 602 purposes, capital match and ADA requirements are met from other sources.
- I. Applicant applying for TDA/STA funds for capital intensive projects pursuant to Pub. Util. Code §99268.7 certifies that it has made every effort to obtain federal funding for any project which is funded pursuant to Pub. Util. Code §99268.7.
- J. Applicant certifies, in compliance with Pub. Util. Code §99264, that it does not routinely staff with two or more persons, a vehicle for public transportation purposes designed to be operated by one person.
- K. (FOR STA FUNDS) Operator applying for STA funds under Pub. Util. Code §99260 certifies that it has made a reasonable effort to implement its productivity improvement program (PIP) projects and has provided in its application to MTC a report on the progress made in implementing these projects.
- L. (FOR STA FUNDS) Applicant for STA funds certifies that it is making full use of federal funds available under the federal surface transportation authorizing legislation.



**MTC Claim Application - Document J(a)**

**Standard Certifications - Article 4**

**FY 2013-14**

**Operator: Golden Gate Transit**

**Submittal Date: 06/01/2013**

M. Applicant applying for funds pursuant to Pub. Util. Code §99260 certifies that:

X a. if applicant is an operator and offers reduced fares to senior citizens and disabled persons, applicant will honor either the federal Medicare identification card or the California Department of Motor Vehicles senior citizen identification card as well as the Regional Transit Discount Card; and

X b. if applicant is an operator and offers reduced fares to senior citizens, applicant will also offer the identical reduced fare to disabled patrons.

X N. Applicant certifies that it has submitted a copy of the California Highway Patrol (CHP) certification which was issued within the last 13 months indicating compliance with Cal. Veh. Code. §1808.1 (CHP "pull notice system and periodic reports"). (Pub. Util. Code §99251).

X O. Applicant certifies that it does not require that a person be a resident of the applicant's service area in order to qualify for service. (Pub. Util. Code §99155(e)).

     P. Applicant certifies that it has current SB 602 "joint fare revenue sharing agreements" in place with transit operators in the MTC region with which its service connects, and that it has submitted copies of all such agreements to MTC.

X Q. Applicant certifies that it complies with MTC's Transit Coordination Implementation Plan (MTC Resolution No. 3866, Revised). (Public. Util. Code §99314.5(c) and §99314.7).

X R. Applicant certifies that, if RM-2 funding was received in **FY 2012-13**, it has included the RM-2 costs and revenues in its general fiscal audit for that year. Applicant also assures that it will include the RM-2 costs and revenues in its general fiscal audit which will be completed for **FY 2013-14**.

X S. If Applicant is a ferry operator, it certifies that it is current on all inspections and certifications required by federal and state agencies.

X T. Applicant agrees to participate in studies on Integrated Fare Structures and Transit Connectivity which are required under SB 916.

**The undersigned attests that the certifications indicated above are true and correct, and further attests to the applicant's intent to comply with the indicated certifications.**

Authorized Representative Signature: \_\_\_\_\_

Name: Denis J. Mulligan

Title: General Manager

Date: 6/3/13

**RM-2 Operating Assistance Application**

**Certifications**

**FY 2013-14**

**Operator:**

**Submittal Date: 06/01/2013**

**Project:**

**Only complete this form if you do not complete J(a)**


**ENTER an "X" in the yellow cell to the left of each required certification**

**This form must be signed and dated**

<input checked="" type="checkbox"/>	A.	Applicant certifies that, if RM-2 funding was received in <b>FY 2012-13</b> , it has included the RM-2 costs and revenues in its general fiscal audit for that year. Applicant also assures that it will include the RM-2 costs and revenues in its general fiscal audit which will be completed for <b>FY 2013-14</b> .
	B.	Applicant certifies to one of the following:
<input checked="" type="checkbox"/>	a.	If Applicant is a bus operator, it certifies that it has submitted a copy of the California Highway Patrol (CHP) certification which was issued within the last 13 months indicating compliance with Cal. Veh. Code. §1808.1 (CHP "pull notice system and periodic reports"). (Pub. Util. Code §99251).
<input checked="" type="checkbox"/>	b.	If Applicant is a ferry operator, it certifies that it is current on all inspections and certifications required by federal and state agencies.
<input checked="" type="checkbox"/>	C.	Applicant certifies that it has current SB 602 "joint fare revenue sharing agreements" in place with transit operators in the MTC region with which its service connects, and that it has submitted copies of all such agreements to MTC.
<input checked="" type="checkbox"/>	D.	Applicant agrees to participate in studies on Integrated Fare Structures and Transit Connectivity which are required under SB 916.
<input checked="" type="checkbox"/>	E.	Applicant certifies that it complies with MTC's Transit Coordination Implementation Plan (MTC Resolution No. 3866, Revised). (Public. Util. Code §99314.5(c) and §99314.7).

**The undersigned attests that the certifications indicated above are true and correct, and further attests to the applicant's intent to comply with the indicated certifications.**

Authorized Representative Signature:

  
Name: Denis Mulligan  
Title: General Manager  
Date: June 3, 2013

MTC Claim Application - Document RM2  
 Regional Measure 2 Operating Assistance Proposal - Eligible Applicants Only  
 FY 2013-14  
 Submittal Date:

Enter requested information in yellow cells  
 Enter requested information using dropdown menu  
 Information appears automatically in cells highlighted in yellow  
 Operator:

A. Project Title: GGT Route 101 "Limited Stop Express"

Briefly describe service (provide map as attachment). Include information about markets being served (both travel demand as well as interoperator connections).

B. Brief Description: Golden Gate Transit (GGT) Route 101 is a "Limited Stop Express" regional basic route service connecting Santa Rosa, Rohnert Park, Cotati, Petaluma, Novato, San Rafael and San Francisco.

C. Service Description:

	Start Time	Headways		Vehicles in service		Daily Rev Veh Hrs
		Peak	Off-peak	Peak	Off-peak	
1. Weekday	4:46	AM-60, PM-30	60 mins	AM-7, PM-10	7	91.9
2. Saturday	7:12		60 mins		6	43.9
3. Sunday	7:12		60 mins		6	43.9

D. Cost Allocation Plan/Cost Methodology

Total Operating Cost is derived from multiplying total vehicle hours by the hourly costs for this route. The Partner Hourly Rate for this route is calculated by using our agency's cost model excluding allocation of District Division's costs, depreciation expense and contribution to capital expenditures.

E. Costs are (check one):  Fully-allocated  
 Marginal

F. Performance Measures (check one):  Total Service  
 RM2 Increment Only

G. Environmental Clearance Type: 1. Categorically Exempt Section 15301  
 2. On-Going  
 Date:

H. Operating Plan:

	1	2	3	4	5	6	7	8
	Past Actual FY 11/12	Current Year Revised FY 12/13	Budget FY 13/14	FY 14/15	FY 15/16	FY 16/17	FY 17/18	FY 18/19
<b>Operating Budget</b>								
1. Total Operating Cost	5,785,310	5,936,513	5,707,386	5,878,607	6,074,484	6,236,615	6,423,713	6,616,424
2. RM2 Operating Cost								
3. -- Fare Revenue RM2 Total	1,748,032	1,948,364	2,026,299	2,107,351	2,191,645	2,279,310	2,370,483	2,465,302
4. -- RM 2 Operating Assistance Request	145,339	145,339	195,339	195,339	195,339	195,339	195,339	195,339
5. -- Other Operating Revenue								
6. -- Other Subsidy	3,891,939	3,842,810	3,485,748	3,575,918	3,687,500	3,761,965	3,857,891	3,955,783
7. Total Subsidy	4,037,278	3,988,149	3,681,087	3,771,257	3,882,839	3,957,304	4,053,230	4,151,122
8. Total Revenues	5,785,310	5,936,513	5,707,386	5,878,607	6,074,484	6,236,615	6,423,713	6,616,424
9. Surplus/(Deficit)								

I. Service Parameters:

1. Estimated Annual Ridership	422,816	451,059	455,570	460,125	464,727	469,374	474,068	478,808
2. Average Weekday Ridership	1,658	1,776	1,794	1,812	1,830	1,848	1,866	1,885
3. Total Annual Revenue Hours	31,981	31,148	29,074	29,074	29,167	29,074	29,074	29,074
4. Total Annual RM2 Revenue Hours	31,981	31,148	29,074	29,074	29,167	29,074	29,074	29,074
5. Annual Revenue Miles	621,109	239,439	239,439	239,439	240,181	239,439	239,439	239,439

J. Performance Measures:

Required Measures Per MTC Resolution 3668								
1. Farebox Recovery Ratio (Total Cost)	30.2%	32.8%	35.5%	35.8%	36.1%	36.5%	36.9%	37.3%
2. Passengers/Total Hour	13	14	16	16	16	16	16	16
3. Change in Passenger Per Hour	N/A	0	0	0	0	0	0	0
K. Other Measures								
1. Cost Per Rider	13.68	13.16	12.53	12.78	13.07	13.29	13.55	13.82
2. Subsidy Per Rider	9.55	8.84	8.08	8.20	8.36	8.43	8.55	8.67
3. Cost Per Revenue Hour	180.90	190.59	196.31	202.20	208.26	214.51	220.95	227.57

MTC Claim Application - Document RM2  
 Regional Measure 2 Operating Assistance Proposal - Eligible Applicants Only  
 FY 2013-14  
 Submittal Date:

Enter requested information in yellow cells  
 Enter requested information using dropdown menu  
 Information appears automatically in cells highlighted in yellow  
 Operator:

A. Project Title:

Briefly describe service (provide map as attachment). Include information about markets being served (both travel demand as well as interoperator connections).

B. Brief Description:

C. Service Description:

	Start Time	Headways		Vehicles in service		Daily Rev Veh Hrs
		Peak	Off-peak	Peak	Off-peak	
1. Weekday	5:21	30 mins	n/a	3	n/a	10.7
2. Saturday	n/a					
3. Sunday	n/a					

D. Cost Allocation Plan/Cost Methodology

Total Operating Cost is derived from multiplying total vehicle hours by the hourly costs for this route. The Partner Hourly Rate for this route is calculated by using our agency's cost model excluding allocation of District Division's costs, depreciation expense and contribution to capital expenditures.

E. Costs are (check one):  Fully-allocated  
 Marginal

F. Performance Measures (check one):  Total Service  
 RM2 Increment Only

G. Environmental Clearance Type: 1.  2.   
 Date:

H. Operating Plan:

	1	2	3	4	5	6	7	8
	Past Actual FY 11/12	Current Year Revised FY 12/13	Budget FY 13/14	FY 14/15	FY 15/16	FY 16/17	FY 17/18	FY 18/19
<b>Operating Budget</b>								
1. Total Operating Cost	503,436	550,791	590,430	608,143	628,853	645,179	664,534	684,470
2. RM2 Operating Cost								
3. -- Fare Revenue RM2 Total	358,893	362,645	377,151	392,237	407,926	424,243	441,213	458,862
4. -- RM 2 Operating Assistance Request	151,264	151,264	101,264	101,264	101,264	101,264	101,264	101,264
5. -- Other Operating Revenue								
6. -- Other Subsidy	(6,721)	36,882	112,015	114,642	119,663	119,671	122,057	124,344
7. Total Subsidy	144,543	188,146	213,279	215,906	220,927	220,935	223,321	225,608
8. Total Revenues	503,436	550,791	590,430	608,143	628,853	645,179	664,534	684,470
9. Surplus/(Deficit)								

I. Service Parameters:

1. Estimated Annual Ridership	48,663	48,074	48,555	49,040	49,531	50,026	50,526	51,032
2. Average Weekday Ridership	190.84	189.27	191.16	193.07	195.00	196.95	198.92	200.91
3. Total Annual Revenue Hours	2,758	2,868	2,985	2,985	2,996	2,985	2,985	2,985
4. Total Annual RM2 Revenue Hours	2,758	2,868	2,985	2,985	2,996	2,985	2,985	2,985
5. Annual Revenue Miles	94,095	93,726	93,726	93,726	94,095	93,726	93,726	93,726

J. Performance Measures:

<b>Required Measures Per MTC Resolution 3668</b>								
1. Farebox Recovery Ratio (Total Cost)	71.3%	65.8%	63.9%	64.5%	64.9%	65.8%	66.4%	67.0%
2. Passengers/Total Hour	18	17	16	16	17	17	17	17
3. Change in Passenger Per Hour	N/A	0	0	0	0	0	0	0

K. Other Measures:

1. Cost Per Rider	10.35	11.46	12.15	12.40	12.70	12.90	13.15	13.41
2. Subsidy Per Rider	2.97	3.91	4.39	4.40	4.46	4.42	4.42	4.42
3. Cost Per Revenue Hour	182.52	192.07	197.83	203.77	209.88	216.18	222.66	229.34



MTC Claim Application - Document RM2  
 Regional Measure 2 Operating Assistance Proposal - Eligible Applicants Only  
 FY 2013-14  
 Submittal Date:

Enter requested information in yellow cells  
 Enter requested information using dropdown menu  
 Information appears automatically in cells highlighted in yellow  
 Operator:

A. Project Title: Golden Gate Transit Routes 40/42 Bus Service Across the Richmond-San Rafael Bridge

Briefly describe service (provide map as attachment). Include information about markets being served (both travel demand as well as interoperator connections).

B. Brief Description: This project continues the existing public transit bus service across the Richmond-San Rafael Bridge between the San Rafael Transit Center, Richmond BART and El Cerrito Del Norte BART stations.

C. Service Description:

	Time	Headways		Vehicles in service		Daily Rev Veh Hrs
		Peak	Off-peak	Peak	Off-peak	
1. Weekday	5:30	30 mins	60 mins	AM-3, PM-4	2	50
2. Saturday	6:00	60 mins		2		31.9
3. Sunday	6:00	60 mins		2		31.9

D. Cost Allocation Plan/Cost Methodology

Total Operating Cost is derived from multiplying total vehicle hours by the hourly costs for this route. The Partner Hourly Rate for this route is calculated by using our agency's cost model excluding allocation of District Division's costs, depreciation expense and contribution to capital expenditures.

E. Costs are (check one):  Fully-allocated  Marginal

F. Performance Measures (check one):  Total Service  RM2 Increment Only

G. Environmental Clearance Type: 1.  2.  Date:

H. Operating Plan:

	1	2	3	4	5	6	7	8
	Past Actual FY 11/12	Current Year Revised FY 12/13	Budget FY 13/14	FY 14/15	FY 15/16	FY 16/17	FY 17/18	FY 18/19
<b>Operating Budget</b>								
1. Total Operating Cost	3,012,660	3,149,753	3,234,784	3,331,827	3,442,341	3,534,735	3,640,778	3,750,001
2. RM2 Operating Cost								
3. -- Fare Revenue RM2 Total	652,982	695,000	722,800	751,712	781,780	813,052	845,574	879,397
4. -- RM 2 Operating Assistance Request	2,195,926	2,195,926	2,195,926	2,195,926	2,195,926	2,195,926	2,195,926	2,195,926
5. -- Other Operating Revenue								
6. -- Other Subsidy	163,752	258,827	316,058	384,189	464,634	525,758	599,278	674,678
7. Total Subsidy	2,359,678	2,454,753	2,511,984	2,580,115	2,660,560	2,721,684	2,795,204	2,870,604
8. Total Revenues	3,012,660	3,149,753	3,234,784	3,331,827	3,442,341	3,534,735	3,640,778	3,750,001
9. Surplus/(Deficit)								

I. Service Parameters:

1. Estimated Annual Ridership	251,413	261,422	264,036	266,677	269,343	272,037	274,757	277,505
2. Average Weekday Ridership	986	1,029	1,040	1,050	1,060	1,071	1,082	1,093
3. Total Annual Revenue Hours	16,654	16,526	16,478	16,478	16,529	16,478	16,478	16,478
4. Total Annual RM2 Revenue Hours	16,654	16,526	16,478	16,478	16,529	16,478	16,478	16,478
5. Annual Revenue Miles	240,181	239,439	239,439	239,439	240,181	239,439	239,439	239,439

J. Performance Measures:

Required Measures Per MTC Resolution 3668								
1. Farebox Recovery Ratio (Total Cost)	21.7%	22.1%	22.3%	22.6%	22.7%	23.0%	23.2%	23.5%
2. Passengers/Total Hour	15	16	16	16	16	17	17	17
3. Change in Passenger Per Hour	N/A	0	0	0	0	0	0	0
Other Measures								
1. Cost Per Rider	11.98	12.05	12.25	12.49	12.78	12.99	13.25	13.51
2. Subsidy Per Rider	9.39	9.39	9.51	9.68	9.88	10.00	10.17	10.34
3. Cost Per Revenue Hour	180.90	190.59	196.31	202.20	208.26	214.51	220.95	227.57

**GOLDEN GATE BRIDGE, HIGHWAY AND TRANSPORTATION DISTRICT**

**RESOLUTION NO. 2013-049**

**AUTHORIZE FILING AN APPLICATION WITH  
THE METROPOLITAN TRANSPORTATION COMMISSION  
FOR FY 13/14 TRANSPORTATION DEVELOPMENT ACT,  
STATE TRANSIT ASSISTANCE AND REGIONAL MEASURE 2 OPERATING  
FUNDS TO SUPPORT BUS, FERRY AND PARATRANSIT SERVICES**

May 24, 2013

**WHEREAS**, the Board of Directors (Board) of the Golden Gate Bridge, Highway and Transportation District (District) operates Golden Gate Transit (GGT) bus service; and,

**WHEREAS**, the Transportation Development Act (TDA), Public Utilities Code § 99200 *et seq.*, provides for the disbursement of funds from the Local Transportation Fund (LTF) of the Counties of Marin and Sonoma for use by eligible claimants for the purpose of operating assistance; and,

**WHEREAS**, pursuant to the provisions of the TDA, and pursuant to the applicable rules and regulations thereunder in 21 Cal. Code of Regs. § 6600 *et seq.*, a prospective claimant wishing to receive an allocation from LTF shall file its claim with the Metropolitan Transportation Commission (MTC); and,

**WHEREAS**, the State Transit Assistance (STA) fund is created pursuant to Public Utilities Code § 99310 *et seq.*; and,

**WHEREAS**, the STA program makes funds available pursuant to Public Utilities Code § 99313.6 for allocation to eligible claimants to support approved transit projects; and,

**WHEREAS**, the TDA funds from the LTF of Marin and Sonoma Counties and STA funds will be required by claimant in FY 13/14 for operating assistance; and,

**WHEREAS**, the District is an eligible claimant for TDA and STA funds pursuant to Public Utilities Code §§ 99260, 99260.2 and 99275 as attested by the District's Attorney; and,

**WHEREAS**, SB 916 (Chapter 715, Statutes 2004), commonly referred to as Regional Measure 2 (RM2), identified projects eligible to receive funding under the Regional Traffic Relief Plan; and,

**RESOLUTION NO. 2013-049**  
**BOARD OF DIRECTORS MEETING OF MAY 24, 2013**  
**PAGE 2**

**WHEREAS**, the MTC is responsible for funding projects eligible for RM2 funds, pursuant to Streets and Highways Code § 30914(c) and (d); and,

**WHEREAS**, the MTC has established a process whereby eligible transportation project sponsors may submit allocation requests for RM2 funding; and,

**WHEREAS**, allocation requests to the MTC must be submitted consistent with procedures and conditions as outlined in RM2 Policy and Procedures; and,

**WHEREAS**, the District is an eligible sponsor of transportation project(s) in RM2, Regional Traffic Relief Plan funds; and,

**WHEREAS**, GGT Bus Route 40/42 Bus Service is eligible for consideration in the Regional Traffic Relief Plan of RM2, as identified in California Streets and Highways Code § 30914(d); and,

**WHEREAS**, GGT Bus Route 72x Express Bus Service and Route 101 Limited Express Bus Service are eligible for consideration in the Regional Traffic Relief Plan of RM2, as identified in California Streets and Highways Code § 30914(d) under the Regional Express Bus North project; and,

**WHEREAS**, RM2 allocation requests, attached hereto in the Operating Assistance Proposals and incorporated herein as though set forth at length demonstrates a fully funded operating plan that is consistent with the adopted performance measures, as applicable, for which the District is requesting that the MTC allocation of RM2 funds; and,

**WHEREAS**, Part 2 of the project application, attached hereto and incorporated herein as though set forth at length, includes the certification by the District of assurances required for the allocation of funds by the MTC; and,

**WHEREAS**, the Finance-Auditing Committee, at its meeting of May 24, 2013, has so recommended; now therefore, be it

**RESOLVED** that Board of Directors (Board) of the Golden Gate Bridge, Highway and Transportation District (District) and its agents shall comply with the provisions of the Metropolitan Transportation Commission's (MTC) Regional Measure 2 (RM2) Policy Guidance (MTC Resolution No. 3636); and, be it further

**RESOLVED** that the District certifies that the RM2 projects are consistent with the Regional Transportation Plan (RTP); and, be it further

**RESOLVED** that the District approves the updated Operating Assistance Proposals, attached to this Resolution; and, be it further

**RESOLUTION NO. 2013-049**  
**BOARD OF DIRECTORS MEETING OF MAY 24, 2013**  
**PAGE 3**

**RESOLVED** that the District approves the certifications and assurances attached to this Resolution; and, be it further

**RESOLVED** that the District is an eligible sponsor of projects in the RM2 Regional Traffic Relief Plan in accordance with the California Streets and Highways Code § 30914(d); and, be it further

**RESOLVED** that the District is authorized to submit applications for RM2 funds for Golden Gate Transit (GGT) Bus Routes 40/42, 72x and 101, in accordance with the California Streets and Highways Code § 30914(d) and the MTC Resolution 3807; and, be it further

**RESOLVED** that the District certifies that the projects and purposes for which RM2 funds are being requested are in compliance with the requirements of the California Environmental Quality Act, the Public Resources Code § 21000 *et seq.*, and with the State Environmental Impact Report Guidelines, 14 Cal. Code of Regs. § 15000 *et seq.*, and, if relevant the National Environmental Policy Act, 42 USC § 4-1 *et seq.*, and the applicable regulations thereunder; and, be it further

**RESOLVED** that there is no legal impediment to the District making allocation requests for RM2 funds; and, be it further

**RESOLVED** that there is no pending or threatened litigation which might in any way adversely affect the proposed project, or the ability of the District to deliver such project; and, be it further

**RESOLVED** that the District indemnified and holds harmless the MTC, its Commissioners, representatives, agents, and employees from and against all claims, injury, suits, demands, liability, losses, damages, and expenses, whether direct or indirect (including any and all costs and expenses in connection therewith), incurred by reason of any act or failure to act of the District, its officers, employees or agents, or subcontractors or any of them in connection with its performance of services under this allocation of RM2 funds, in addition to any other remedy authorized by law, so much of the funding due under this allocation of RM2 funds as shall reasonably be considered necessary by the MTC may be retained until disposition has been made of any claim for damages; and, be it further

**RESOLVED** that the District shall, if any revenues or profits from any non-governmental use of property (or project) that those revenues or profits shall be used exclusively for the public transportation services for which the project was initially approved, either for capital improvements or maintenance and operational costs, otherwise the MTC is entitled to a proportionate share equal to the MTC's percentage participation in the project(s); and, be it further

**RESOLVED** that the Board authorizes the General Manager to file an application with the MTC for FY 13/14 TDA, STA and RM2 funds to support bus, ferry and paratransit services; and, be it further



**RESOLUTION NO. 2013-049**  
**BOARD OF DIRECTORS MEETING OF MAY 24, 2013**  
**PAGE 4**


**RESOLVED**, that a copy of this resolution shall be transmitted to the MTC in conjunction with the filing of the District's applications referenced herein.


**ADOPTED** this 24<sup>th</sup> day of May 2013, by the following vote of the Board of Directors:

**AYES (16):** Directors Arnold, Belforte, Breed, Cochran, Fredericks, Grosboll, Moylan, Pahre, Rabbitt, Reilly, Sears, Snyder, Wiener and Yee; Second Vice President Stroeh; First Vice President Grosboll; President Eddie

**NOES (0):** None

**ABSENT (3):** Directors Campos, Sobel and Theriault

  
**James C. Eddie**  
**President, Board of Directors**

**ATTEST:**   
**Janet S. Tarantino**  
**Secretary of the District**

Attachment

DAVID J. MILLER  
PARTNER  
DIRECT DIAL 415 995 5007  
DIRECT FAX 415 995 3410  
E-MAIL dmiller@hansonbridgett.com

May 14, 2013

Metropolitan Transportation Commission  
101 Eighth Street  
Oakland, CA 94607-4700

**RE: Eligibility for Surface Transportation Development Act (TDA) Funds, State Transit Assistance (STA) Funds and Regional Measure 2 (RM2) Funds**

This communication will serve as the requisite opinion of counsel in connection with the applications of the Golden Gate Bridge, Highway and Transportation District (GGBH&TD) for allocations of Transportation Development Act (TDA) funds under Articles 4 and 4.5, State Transit Assistance (STA) funds and Regional Measure 2 (RM2) funds made available pursuant to Streets and Highways Code Section 30914(c)(d) for Fiscal Year 2013/2014.

1. GGBH&TD is authorized to provide and assist public transportation by acquisition, construction and operation of existing or additional transit facilities. This assistance may be provided directly or by contractual arrangements with other parties.
2. GGBH&TD is an eligible claimant for Transportation Development Act (TDA) and State Transit Assistance (STA) funds pursuant to Public Utilities Code Sections 99260, 99260.2 and 99275.
3. GGBH&TD is an eligible sponsor for the Regional Measure 2 (RM2) funding pursuant to Streets and Highways Code Section 30914(c)(d).
4. GGBH&TD is authorized to submit an allocation request for Regional Measure 2 (RM2) funding for Golden Gate Transit Bus Routes 40/42, 72X and 101.
5. I have reviewed the pertinent state and local laws, and I am of the opinion that there is no legal impediment to GGBH&TD making applications for TDA, STA and/or RM2 funds.
6. GGBH&TD presently is involved in a large number of litigation matters and has received a large number of claims which could at a later date ripen into litigation. It is my opinion that viewed from an overall standpoint the probability of success for GGBH&TD in said matters is good. Moreover, it is not likely that any single matter resulting in an adverse judgment to GGBH&TD would have an adverse effect on the proposed projects, or the ability of the GGBH&TD to carry out such projects. A series of adverse determinations, however, obviously would adversely affect the overall financial position of GGBH&TD, although it is highly improbable that such consequences could result during the fiscal year for which the funding is being sought.

Sincerely,

HANSON BRIDGETT LLP

By: 

David J. Miller, Attorney for the Golden Gate  
Bridge, Highway and Transportation District